MINUTES OF THE PUBLIC HEARING AND REGULAR MEETING
OF THE BOARD OF COMMISSIONERS OF
GALVESTON COUNTY EMERGENCY SERVICES DISTRICT NO. 2

A public hearing and regular meeting of the Board of Commissioners of Galveston County Emergency Services District No. 2 ("District") was called for at 3:00 p.m. on September 16, 2020, at the Crystal Beach fire station, located at 930 Noble Carl Road, Crystal Beach, Texas 77650, pursuant to notice duly posted and published according to law.

At approximately 3:00 p.m., the public hearing was called to order. The roll was called of the duly constituted officers and members of the Board, to wit:

Sid Bouse	President
Kate Newberry	Vice President
John Lee, Jr.	Secretary
George Strong	Treasurer
Larry Flanagan	Assistant Treasurer

All of said Board members were present, thus constituting a quorum. Also present were Doug Saunders, District Manager; Georgia Osten, District Administrative Assistant; David Sticker, the District's accountant; Joshua Heinz of Benckenstein & Oxford, LLP, attorneys for the District; and, the individuals listed on the attendance log attached hereto as **Exhibit A**.

Upon establishing that a quorum was present, President Bouse directed the Board to public hearing Agenda Item No. 3, at which time the Board members and others in attendance said the U.S. and Texas pledges of allegiance.

The Board was then directed to public hearing Agenda Item No. 4, at which time Treasurer Strong reviewed and discussed with the Board and others in attendance the District's proposed 2020 property tax rate ($0.082981/$100), which will increase property taxes for the 2020 tax year. President Bouse then invited questions and comments from those in attendance regarding the District's proposed 2020 property tax rate, at which time Mac McDonald asked

about use of only sales tax revenue to fund the District's operational expenses, and President Bouse advised that the District's sales tax revenue was insufficient to fund the District's operations budget. Mr. McDonald also asked if the District still receives funding from Galveston County, and President Bouse advised that the District no longer receives funding from Galveston County, but the District does sometimes receive operational support from Galveston County when requested. After responding to Mr. McDonald's questions, President Bouse asked if anyone else in attendance had any questions or comments regarding the District's proposed 2020 tax rate, and there was no response.

Accordingly, the public hearing was adjourned at approximately 3:08 p.m., and the regular meeting was called to order immediately thereafter.

Since a quorum had already been established, President Bouse asked for public comment as set forth in regular meeting Agenda Item No. 3, and being as there was none, the Board moved along to regular meeting Agenda Item No. 4, at which time Treasurer Strong presented the Board with and reviewed the District's proposed fiscal year 2020-21 budget. Treasurer Strong then made a motion to approve and adopt the District's fiscal year 2020-21 budget as proposed, which was seconded by Vice President Newberry and unanimously approved by all the Board members present. The Resolution Adopting Budget, which includes the District's approved fiscal year 2020-21 budget as an attachment and the District's 2020 Tax Rate Calculation Worksheet as an addendum, is attached hereto as **Exhibit B**.

Next, the Board was directed to regular meeting Agenda Item No. 5 regarding the District's 2020 property tax rate, at which time Treasurer Strong made a motion that the District's property tax rate be increased by the adoption of a 2020 property tax rate of $0.082981/$100, which is effectively a 3.99% percent increase in the tax rate, and approve an

order for levy of same. The motion was seconded by Vice President Newberry. A record vote was taken on the District's 2020 property tax rate, the results of which were as follows: For: President Bouse, Vice President Lee, Secretary Newberry, Treasurer Strong; and, Assistant Treasurer Flanagan; Against: None; Present and Not Voting: None; and, Absent and Not Voting: None. The Order Levying Taxes is attached hereto as **Exhibit C**. Mr. Heinz will forward a copy of the Order Levying Taxes to the Galveston County Tax Office, and he will post the required Notice of Adopted Tax Rate, a copy of which is attached hereto as **Exhibit D**, on the District's website.

The Board was then directed by President Bouse to regular meeting Agenda Item No. 6, at which time Treasurer Strong made a motion to approve and authorize the following matters listed under the consent agenda, which was seconded by Vice President Newberry and unanimously approved by the Board members present:

a. Minutes of the August 19, 2020 Regular Meeting;

b. Payment of District Bills and Accounts (**Exhibit E**)[1]; and,

c. VFDs' Monthly Expense Reimbursements (**Exhibit F**)[2].

The Board then moved along to regular meeting Agenda Item No. 7, at which time Treasurer Strong reviewed with the Board his regular Treasurer's Report and the District's monthly financial records[3], copies of which are attached hereto as **Exhibit G**. Treasurer Strong also advised the Board that $50,000.00 was being transferred from the District's Texas First

[1] Check Nos. 2481-2511 and 2513, plus the direct deposit and other payroll expenses. It was also noted that Check No. 2512 was voided.
[2] Port Bolivar VFD - $2,780.70 (August 2020); High Island VFD - $1,807.15 (August 2020); and, Crystal Beach VFD - $9,980.32 (August 2020).
[3] Texas First Bank operating checking account (xx6680) - $98,245.07 as of 8/31/2020; Texas First Bank savings account (xx9804) - $2,484.86 as of 8/31/2020; Texas First Bank EMS billing checking account (xx7569) - $169,137.54 as of 8/31/2020; TexSTAR investment pool general fund account (xxxxxx1110) - $208,348.77 as of 8/31/2020; TexSTAR investment pool capital fund account (xxxxxx1890) - $104,312.84 as of 8/31/2020; and, TexSTAR investment pool emergency fund account (xxxxxx4140) - $1,020,392.35 as of 8/31/2020.

Bank EMS billing account (xx7569) to the operating checking account (xx6680), as authorized by the Board during the July 15, 2020 regular meeting. Treasurer Strong also reviewed with the Board the proposed 2019-20 budget amendment High Island VFD's (Amendment No. HIVFD-008), which decreases Legal Fees (2200) by $1,200.00, Office Supplies (2310) by $412.29, Office Equipment (2320) by $458.54, Insurance – Accident/Sickness (2410) by $98.00, Insurance – Building Equipment and General Liability (2420) by $24.50, License & Permits (2720) by $26.00, Radio Usage (4300) by $340.00, Radio Repairs (4350) by $3,000.00, Training (4500) by $2,050.00, and Uniforms (4800) by $1,500.00, and increases Building Maintenance (4700) by $986.00 and Vehicle Maintenance and Repairs (4900) by $8,123.33. Upon motion by Treasurer Strong and seconded by Vice President Newberry, Amendment No. HIVFD-008, a copy of which is attached hereto as **Exhibit H**, was unanimously approved by the Board.

Then, under regular meeting Agenda Item No. 8, Mr. Saunders reported that High Island VFD is purchasing a garage door opener for installation at its station, which will cost approximately $900.00, and that the department has funds available in its budget for said purchase. He also advised that though High Island VFD three manual open garage doors in need of automatic openers, and the department's plan is to purchase an additional opener during the next two fiscal years.

The Board was directed to regular meeting Agenda Item No. 9, at which time representatives of HdL Companies, who were in attendance via conference call, reviewed with the Board the sales tax consulting services being offered and fee structure associated with the different types of services. *See* **Exhibit I** attached hereto. After the asking various questions and receiving responses from the representatives regarding the tax consulting services proposed by

HdL Companies, the Board decided to table the matter until the next meeting for further discussion and consideration.

Next, the Board was directed to regular meeting Agenda Item No. 10, at which time Mr. Saunders requested the Board to declare the outdated AutoPulse device previously used by PEMSI as salvage property and authorize disposal of same. Upon motion by Treasurer Strong and seconded by Vice President Newberry, the Board unanimously declared the AutoPulse device as salvage property and authorized disposal of same in the most efficient manner available.

The Board then moved along to regular meeting Agenda Item No. 11 regarding the District Manager's annual performance review, which was conducted by Vice President Newberry and Treasurer Strong. Vice President Newberry and Treasurer Strong advised that Mr. Saunders scored highly based on their performance review criteria, and both are very pleased with the work he has done over the past year. Treasurer Strong also reported that due to the current financial climate, Mr. Saunders has voluntarily turned-down this year's cost-of living pay increase to which he is entitled under the terms of his employment contract, and the Board commended him for same. Treasurer Strong then made a motion to extend Mr. Saunders' employment contract for an additional one-year period (through July 31, 2023) pursuant to Section VI.B. of the District Manager Employment Contract, which was seconded by Vice President Newberry and unanimously approved by the Board members present.

Thereafter, the Board was directed to regular meeting Agenda Item No. 12 regarding the proposed Amended Fire Services Agreement with Port Bolivar VFD. Mr. Saunders advise that he has discussed the matter with Malcolm Comeaux, and the Board encouraged him to continue said communications in an attempt to reach an amicable resolution on the proposed contract

language concerning the ownership and continued use of Port Bolivar VFD's fire station and equipment by the District in the event of the department's dissolution, and report back to the Board on same. Accordingly, the matter was tabled again until the next meeting.

President Bouse then directed the Board to regular meeting Agenda Item No. 13, at which time Mr. Saunders advised the Board that the amended EMS protocols and procedures remain in effect.

The Board then moved along to regular meeting Agenda Item No. 14, at which time Mr. Saunders advise that a District employee has requested a 12-week medical leave of absence under the FMLA. Upon motion by Treasurer Strong and seconded by Vice President Newberry, the Board unanimously approved the FMLA leave of absence request, subject to the employee completing and submitting all necessary paperwork for same. Mr. Saunders then reviewed and discussed with the Board the proposed amendment to the District's Personnel Policy concerning Paid Time Off (PTO). *See* **Exhibit J** attached hereto. The matter was tabled until the next regular meeting so that the District's attorney can confirm that the proposed amendment is legal under applicable employment laws.

The Board was then directed to regular meeting Agenda Item No. 15, at which time Mr. Saunders reviewed with the members his written Manager's Report, a copy of which is attached hereto as **Exhibit K**.

The Board then moved to regular meeting Agenda Item 16, at which time David Sticker, the District's accountant, reviewed with the Board the District's various financial reports, copies of which are attached hereto as **Exhibit L**.

Being as there was no report form counsel or other matters to come before the Board under regular meeting Agenda Item Nos. 17 and 18, the regular meeting was adjourned at approximately 4:35 p.m.

Kate Newberry, President

Date: 9-16-20

ATTEST:

Greg Fountain, Secretary

Date: 9-16-20

9/16/20

Exhibit A

GALVESTON COUNTY ESD 2
MEETING SIGN-IN SHEET

Meeting Type: Public Hearing & Regular meeting	Date: 9-16-20
Guest Name	**Do you wish to speak at the meeting?**
Mac McDonald	yes
Shawn Pachlhofer	Yes
Brenda Flanagan	No

Exhibit B

RESOLUTION ADOPTING BUDGET

THE STATE OF TEXAS §
§
COUNTY OF GALVESTON §

BE IT RESOLVED BY THE BOARD OF EMERGENCY SERVICES COMMISSIONERS OF GALVESTON COUNTY EMERGENCY SERVICES DISTRICT NO. 2 THAT:

WHEREAS, the Board of Emergency Services Commissioners of Galveston County Emergency Services District No. 2 (the "District") has projected the operating expenses and revenues for the District for the period October 1, 2020 through September 30, 2021;

NOW, THEREFORE, KNOW ALL MEN BY THESE PRESENTS:

Section 1. That the Operating Budget attached hereto as **Exhibit "A"** is hereby adopted.

Section 2. That the Secretary of the Board of Directors is hereby directed to file a copy of this Resolution Adopting Budget in the official records of the District.

ADOPTED this 16 day of September, 2020.

GALVESTON COUNTY EMERGENCY SERVICES DISTRICT NO. 2

By: _____
Sid Bouse, President
Board of Emergency Services Commissioners

ATTEST:

_____
John Lee, Jr., Secretary
Board of Emergency Services Commissioners

Exhibit A

Galveston County ESD#2 Budget for 2020-2021 @ 0.082981%					
9/16/20 10:53 AM		EXPENSES			
	Crystal Beach	High Island	Port Bolivar	EMS	GCESD#
REVENUE					
1000 - Property Tax collected by Galv. Cnty					$1,157,357.50
1002 - Sales Tax					$ 1,200,000.00
Cash on Hand					$ 129,942.50
Other Income (Insurance)					$ 200,000.00
TOTAL REVENUE					**$ 2,687,300.00**
TOTAL DEPT EXPENSES	**$ 99,400.00**	**$ 97,100.00**	**$111,000.00**	**$ 1,986,000.00**	**$ 2,293,500.00**
TOTAL ESD EXPENSES					**$393,800.00**
TOTAL EXPENSES					**$ 2,687,300.00**
ADMINISTRATIVE EXPENSES					
2000 - Auditing Fees			**$ 3,000.00**		$ 10,000.00
2010 - Accountant Fees	$ 1,500.00				$ 15,000.00
2100 - Bookkeeping		$ 1,500.00	$ 2,500.00	$ -	
2110 - Support & Software (Website)			$ 500.00	$ 6,000.00	$ 2,000.00
2200 - Legal Fees		$ 1,200.00	$ 5,000.00		$ 27,000.00
2210 - Professional Fees Other			$ 3,000.00	$ 2,000.00	$ 600.00
2250 - Medical Director Fees				**$ 18,000.00**	
2300 - Office Expenses					$ 2,000.00
2310 - Office Supplies/station supplies	$ 1,000.00	$ 1,200.00	$ 2,000.00	$ 7,000.00	
2320 - Office Equipment		$ 500.00	$ 1,500.00	$ 5,000.00	$ 2,000.00
2330 - Medical Supplies				$ 54,000.00	
2340 - Cleaning Supplies			$ 1,000.00	$ 4,000.00	
2400 - Insurance					
2410 - Accidental & Sickness		$ 1,500.00	**$ 6,500.00**		
2420 - Bldg, Equip. & Gen Liability		$ 11,000.00		$ -	$ 7,600.00
2430 - Insurance Auto/Boat		$ 7,000.00		$ 34,000.00	
2440 - Worker's Comp		$ 800.00		$ 45,000.00	$ 5,500.00
2450 - Bond					$ 400.00
2500 - Travel Expenses	$ 500.00		$ 1,200.00	$ 2,500.00	$ 3,000.00
2510 - Mileage reimbursement/tolls			$ 1,200.00	$ 1,000.00	$ 12,000.00
2550 - Fire Prevention	$ 500.00		$ 2,000.00		
2600 - Salary & Hourly Employees				$ -	
2610 - Payroll Tax Expenses				$ 115,000.00	$ 13,500.00
2630 - Salary & Hourly Employees				**$ 1,350,000.00**	$ 165,000.00
2640 - payroll services				$ 9,000.00	
2650 - Employee Medical/Benefits				**$ 172,000.00**	$ 7,200.00
2670 - Employee Insurance Deductable					
2660 - Retirement					
2700 - Dues & Subscriptions		$ 1,000.00	$ 1,000.00		$ 1,900.00
2710 - SAFE-D					$ 3,500.00
2720 - Licenses & Permits	$ 400.00	$ 150.00	$ 500.00	$ 12,000.00	
2730 - Public Relations				$ 1,000.00	
2740 - Good of the Department		$ 500.00		$ 1,000.00	
2750 - Billing Service Fees					
2800 - Building Expenses					
2810 - Rent Expense					
2820 - Telephone & Comm.	$ 7,600.00	$ 5,000.00	$ 6,500.00	$ 10,000.00	$ 1,200.00
2830 - Electric	$ 19,500.00	$ 5,000.00	$ 10,000.00		
2840 - Water/Garbage	$ 5,600.00	$ 1,500.00	$ 2,200.00		
2850 - Propane	$ 1,200.00				
2860 - Janatorial/Yard Services	$ 600.00	$ 2,200.00	$ 1,000.00		
2870 - Alarm Services			$ 1,500.00		
2880 - Miscellaneous Expenses					
2900 - General and Admin Expenses					

Galveston County ESD#2 Budget for 2020-2021 @ 0.082981%

9/16/20 10:53 AM	EXPENSES				
	Crystal Beach	High Island	Port Bolivar	EMS	GCESD#
2910 - Sales Tax Elections					
2920 - Collections Expense - County					$ 6,200.00
2930 - Collections Expense - CAD					$ 8,200.00
2940 - Interest Expenses					
3100 - ISO/UNCATEGORIZED EXPENSES					
ESD Expenses					**$ 293,800.00**
3000 - Fire Dept/EMS expenses					
3010 - Crystal Beach VFD					$ 99,400.00
3020 - High Island VFD					$ 97,100.00
3030 - Port Bolivar VFD					$ 111,000.00
3040 - EMS					$ 1,986,000.00
FD/EMS Expenses					**$ 2,293,500.00**
TOTAL Administrative Expenses	**$ 38,400.00**	**$ 40,050.00**	**$ 52,100.00**	**$ 1,848,500.00**	**$ 2,587,300.00**
OPERATIONAL EXPENSES					
4000 - Firefighting / EMS Equipment	$ 2,500.00		$ 8,500.00	$ 21,000.00	
4050 - Equipment Maintenance	$ 2,000.00	$ 3,500.00	$ 8,000.00	$ 25,000.00	
4100 - Equipment Repair	$ 2,000.00	$ 2,500.00	$ 3,500.00	$ 5,000.00	
4200 - Fuel	$ 2,000.00	$ 2,000.00	$ 5,500.00	$ 15,000.00	
4210 - Oxygen				$ 3,000.00	
4300 - Radio Usage	$ 3,000.00	$ 2,500.00	$ 4,000.00	$ 3,000.00	
4350 - Radio Repair	$ 2,500.00	$ 3,000.00	$ 3,200.00	$ -	
4400 - General & Administrative				$ -	
4500 - Training	$ 30,000.00	$ 2,050.00	$ 9,000.00	$ 15,000.00	
4600 - Medical Exams			$ 2,500.00	$ 1,000.00	
4610 - Background Checks			$ 1,200.00	$ 1,500.00	
4620 - Recruiting				$ 500.00	
4700 - Building Maintenance	$ 2,000.00	$ 4,500.00	$ 3,000.00		
4800 - Uniforms		$ 1,500.00	$ 3,000.00	$ 12,500.00	
4900 - Vehicle Maint. & Repair	$ 15,000.00	$ 35,500.00	$ 7,500.00	$ 35,000.00	
TOTAL Operational Expenses	**$ 61,000.00**	**$ 57,050.00**	**$ 58,900.00**	**$ 137,500.00**	
CAPITAL EXPENSES					
5000 - Command Vehicle					
5010 - Rescue/Medical/Fire Appar					
5020 - Fire Fighting(PPE)					
5021 - Mules					
5030 - Boat					
5031 - Zodiac					
5040 - Building					
5050 - Other					
5060 - Ambulances					
5061 - Ambulance Loan Interest					
TexSTAR Account					$100,000.00
TOTAL Capital Expenses			$ -	$ -	**$ 100,000.00**
TOTAL EXPENSES	**$ 99,400.00**	**$ 97,100.00**	**$111,000.00**	**$ 1,986,000.00**	**$ 2,687,300.00**

9/16/2020 10:53

CBVFD - Requested 3% COLA - denied -YTD 40%

Date: 08/04/2020 03:58 PM

2020 Tax Rate Calculation Worksheet
Taxing Units Other Than School Districts or Water Districts

Galveston County Emergency Services District No. 2	713-526-3606
Taxing Unit Name	Phone (area code and number
P O Box 1575, Crystal Beach, TX, 77650	gcesd2.org
Taxing Unit Address, City, State, ZIP Code	Taxing Unit's Website Address

GENERAL INFORMATION: Tax Code Section 26.04(c) requires an officer or employee designated by the governing body to calculate the no-new-revenue (NNR) tax rate and voter-approval tax rate for the taxing unit. These tax rates are expressed in dollars per $100 of taxable value calculated. The calculation process starts after the chief appraiser delivers to the taxing unit the certified appraisal roll and the estimated values of properties under protest. The designated officer or employee shall certify that the officer or employee has accurately calculated the tax rates and used values shown for the certified appraisal roll or certified estimate. The officer or employee submits the rates to the governing body by Aug. 7 or as soon thereafter as practicable.

School districts do not use this form, but instead use Comptroller For 50-859 *Tax Rate Calculation Worksheet, School District without Chapter 313 Agreements* or Comptroller Form 50-884 *Tax Rate Calculation Worksheet, School District with Chapter 313 Agreements.*

Water districts as defined under Water Code Section 49.001(1) do use this form but instead use Comptroller Form 50-858 *Water District Voter-Approval Tax Rate Worksheet for Low Tax Rate and Developing Districts* or Comptroller Form 50-860 *Developed water District Voter-Approval Tax Rate Worksheet.*

The Comptroller's office provides this worksheet to assist taxing units in determining tax rates. The information provided in this worksheet is offered as technical assistance and not legal advice. Taxing units should consult legal counsel for interpretations of law regarding tax rate preparation and adoption.

STEP 1: No-New-Revenue Tax Rate

The NNR tax rate enables the public to evaluate the relationship between taxes for the prior year and for the current year based on a tax rate that would produce the same amount of taxes (no new taxes) if applied to the same properties that are taxed in both years. When appraisal values increase, the NNR tax rate should decrease.

The NNR tax rate for a county is the sum of the NNR tax rates calculated for each type of tax the county levies.

While uncommon, it is possible for a taxing unit to provide an exemption for only maintenance and operations taxes. In this case, the taxing unit will need to calculate the NNR tax rate separately for the maintenance and operations tax and the debt tax, then add the two components together.

Line	No-New-Revenue Rate Activity		Amount/Rate
1.	**2019 total taxable value.** Enter the amount of 2019 taxable value on the 2019 tax roll today. Include any adjustments since last year's certification; exclude Tax Code Section 25.25(d) one-fourth and one-third over-appraisal corrections from these adjustments. Exclude any property value subject to an appeal under Chapter 42 as of July 25 (will add undisputed value in Line 6). This total includes the taxable value of homesteads with tax ceilings (will deduct in Line 2) and the captured value for tax increment financing (will deduct taxes in Line 17).[1]		$1,292,357,810
2.	**2019 tax ceilings.** Counties, cities and junior college districts. Enter 2019 total taxable value of homesteads with tax ceilings. These include the homesteads of homeowners age 65 or older or disabled. Other taxing units enter 0. If your taxing unit adopted the tax ceiling provision in 2019 or a prior year for homeowners age 65 or older or disabled, use this step.[2]		$0
3.	**Preliminary 2019 adjusted taxable value.** Subtract Line 2 from Line 1.		$1,292,357,810
4.	**2019 total adopted tax rate.**		$.083741
5.	**2019 taxable value lost because court appeals of ARB decisions reduced 2019 appraised value.**		
	A. Original 2019 ARB values:	$0	
	B. 2019 values resulting from final court decisions:	$0	
	C. 2019 value loss. Subtract B from A.[3]		$0

Line	No-New-Revenue Rate Activity		Amount/Rate
6.	**2019 taxable value subject to an appeal under Chapter 42, as of July 25.**		
	A. 2019 ARB certified value:	0	
	B. 2019 disputed value:	0	
	C. 2019 undisputed value Subtract B from A.[4]		0
7.	**2019 Chapter 42-related adjusted values.** Add Line 5 and 6		0
8.	**2019 taxable value, adjusted for court-ordered reductions.** Add Line 3 and Line 7		$1,292,357,810
9.	**2019 taxable value of property in territory the taxing unit deannexed after Jan. 1, 2019.** Enter the 2019 value of property in deannexed territory.[5]		$0
10.	**2019 taxable value lost because property first qualified for an exemption in 2020.** If the taxing unit increased an original exemption, use the difference between the original exempted amount and the increased exempted amount. Do not include value lost due to freeport, goods-in-transit, temporary disaster exemptions. Note that lowering the amount or percentage of an existing exemption in 2020 does not create a new exemption or reduce taxable value.		
	A. Absolute exemptions. Use 2019 market value:	$6,580	
	B. Partial exemptions. 2020 exemption amount or 2020 percentage exemption times 2019 value:	$6,094,874	
	C. Value loss. Add A and B.[6]		$6,101,454
11.	**2019 taxable value lost because property first qualified for agricultural appraisal (1-d or 1-d-1),timber appraisal, recreational/scenic appraisal or public access airport special appraisal in 2020.** Use only properties that qualified in 2020 for the first time; do not use properties that qualified in 2019.		
	A. 2019 market value:	$0	
	B. 2020 productivity or special appraised value:	$0	
	C. Value loss. Subtract B from A.[7]		$0
12.	**Total adjustments for lost value.** Add Lines 9, 10C and 11C.		$6,101,454
13.	**Adjusted 2019 taxable value.** Subtract Line 12 from Line 8		$1,286,256,356
14.	**Adjusted 2019 total levy.** Multiply Line 4 by Line 13 and divide by $100		$1,077,123
15.	**Taxes refunded for years preceding tax year 2019.** Enter the amount of taxes refunded by the district for tax years preceding tax year 2019. Types of refunds include court decisions, Tax Code Section 25.25(b) and (c) corrections and Tax Code Section 31.11 payment errors. Do not include refunds for tax year 2019. This line applies only to tax years preceding tax year 2019.[8]		$2,167
16.	**Taxes in tax increment financing (TIF) for tax year 2019** Enter the amount of taxes paid into the tax increment fund for a reinvestment zone as agreed by the taxing unit. If the taxing unit has no 2020 captured appraised value in Line 18D, enter 0.[9]		$0
17.	**Adjusted 2019 levy with refunds and TIF adjustment.** Add Lines 14, and 15, subtract Line 16.[10]		$1,079,290
18.	**Total 2020 taxable value on the 2020 certified appraisal roll today.** This value includes only certified values or certified estimate of values and includes the total taxable value of homesteads with tax ceilings (will deduct in Line 20). These homesteads include homeowners age 65 or older or disabled.[11]		
	A. Certified values:	$1,349,162,798	
	B. Counties: Include railroad rolling stock values certified by the Comptroller's office.	$0	
	C. Pollution control and energy storage system exemption: Deduct the value of property exempted for the current tax year for the first time as pollution control or energy storage system property	$0	
	D. Tax increment financing: Deduct the 2020 captured appraised value of property taxable by a taxing unit in a tax increment financing zone for which the	$0	

Line	No-New-Revenue Rate Activity		Amount/Rate
	2020 taxes will be deposited into the tax increment fund. Do not include any new property value that will be included in Line 23 below.[12]		
	E. Total 2020 value Add A and B, then subtract C and D		$1,349,162,798
19.	**Total value of properties under protest or not included on certified appraisal roll.[13]**		
	A. 2020 taxable value of properties under protest The chief appraiser certifies a list of properties still under ARB protest. The list shows the appraisal district's value and the taxpayer's claimed value, if any, or an estimate of the value if the taxpayer wins. For each of the properties under protest, use the lowest of these values. Enter the total value under protest.[14]	$45,563,099	
	B. 2020 value of properties not under protest or included on certified appraisal roll. The chief appraiser gives taxing units a list of those taxable properties that the chief appraiser knows about but are not included in the appraisal roll certification. These properties also are not on the list of properties that are still under protest. On this list of properties, the chief appraiser includes the market value, appraised value and exemptions for the preceding year and a reasonable estimate of the market value, appraised value and exemptions for the current year. Use the lower market, appraised or taxable value (as appropriate). Enter the total value of property not on the certified roll.[15]	$0	
	C. Total value under protest or not certified. Add A and B.		$45,563,099
20.	**2020 tax ceilings.** Counties, cities and junior colleges enter 2020 total taxable value of homesteads with tax ceilings. These include the homesteads of homeowners age 65 or older or disabled. Other taxing units enter 0. If your taxing unit adopted the tax ceiling provision in 2019 or a prior year for homeowners age 65 or older or disabled, use this step.[16]		$0
21.	**2020 total taxable value.** Add Lines 18E and 19C. Subtract Line 20C.[17]		$1,394,725,897
22.	**Total 2020 taxable value of properties in territory annexed after Jan. 1, 2019.** Include both real and personal property. Enter the 2020 value of property in territory annexed.[18]		$0
23.	**Total 2020 taxable value of new improvements and new personal property located in new improvements.** New means the item was not on the appraisal roll in 2019. An improvement is a building, structure, fixture or fence erected on or affixed to land. New additions to existing improvements may be included if the appraised value can be determined. New personal property in a new improvement must have been brought into the taxing unit after Jan. 1, 2019 and be located in a new improvement. New improvements **do** include property on which a tax abatement agreement has expired for 2020.[19]		$42,186,775
24.	**Total adjustments to the 2020 taxable value.** Add Lines 22 and 23.		$42,186,775
25.	**Adjusted 2020 taxable value.** Subtract Line 24 from Line 21.		$1,352,539,122
26.	**2020 NNR tax rate.** Divide Line 17 by Line 25 and multiply by $100.[20]		$.079797 /$100
27.	**COUNTIES ONLY.** Add together the NNR tax rates for each type of tax the county levies. The total is the 2020 county NNR tax rate.[21]		

[1]Tex. Tax Code Section

[2]Tex. Tax Code Section

[3]Tex. Tax Code Section

[4]Tex. Tax Code Section

[5]Tex. Tax Code Section

[6]Tex. Tax Code Section

[7]Tex. Tax Code Section

[8]Tex. Tax Code Section

[9]Tex. Tax Code Section

[10]Tex. Tax Code Section

[11]Tex. Tax Code Section

[12]Tex. Tax Code Section

[13]Tex. Tax Code Section

[14]Tex. Tax Code Section

[15]Tex. Tax Code Section

[16]Tex. Tax Code Section

[17]Tex. Tax Code Section

[18]Tex. Tax Code Section

[19]Tex. Tax Code Section

[20]Tex. Tax Code Section

[21]Tex. Tax Code Section

STEP 2: Voter-Approval Tax Rate

The voter-approval tax rate is the highest tax rate that a taxing unit may adopt without holding an election to seek voter approval of the rate. The voter-approval tax rate is split into two separate rates:

1. **Maintenance and Operations (M&O) Tax Rate:** The M&O portion is the tax rate that is needed to raise the same amount of taxes that the taxing unit levied in the prior year plus the applicable percentage allowed by law. This rate accounts for such things as salaries, utilities and day-to-day operations.

2. **Debt Rate:** The debt rate includes the debt service necessary to pay the taxing unit's debt payments in the coming year. This rate accounts for principal and interest on bonds and other debt secured by property tax revenue.

The voter-approval tax rate for a county is the sum of the voter-approval tax rates calculated for each type of tax the county levies. In most cases the voter-approval tax rate exceeds the no-new-revenue tax rate, but occasionally decreases in a taxing unit s debt service will cause the NNR tax rate to be higher than the voter-approval tax rate.

Line	Voter Approval Tax Rate Activity		Amount/Rate
28.	**2019 M&O tax rate.** Enter the 2019 M&O tax rate.		$.083741
29.	**2019 taxable value, adjusted for actual and potential court-ordered adjustments.** Enter the amount in Line 8 of the *No-New-Revenue Tax Rate Worksheet.*		1,292,357,810
30.	**Total 2019 M&O levy.** Multiply Line 28 by Line 29 and divide by 100.		1,082,233
31.	**Adjusted 2019 levy for calculating NNR M&O rate.**		
	A. 2019 sales tax specifically to reduce property taxes. For cities, counties and hospital districts, enter the amount of additional sales tax collected and spent on M&O expenses in 2019, if any. Other taxing units, enter 0. Counties must exclude any amount that was spent for economic development grants from the amount of sales tax spent.	0	
	B. M&O taxes refunded for years preceding tax year 2019. Enter the amount of M&O taxes refunded in the preceding year for taxes before that year. Types of refunds include court decisions, Tax Code Section 25.25(b) and (c) corrections and Tax Code Section 31.11 payment errors. Do not include refunds for tax year 2019. This line applies only to tax years preceding tax year 2019.	2,166	
	C. 2019 taxes in TIF: Enter the amount of taxes paid into the tax increment fund for a reinvestment zone as agreed by the taxing unit. If the taxing unit has no 2020 captured appraised value in Line 18D, enter 0.	0	
	D. 2019 transferred function: If discontinuing all of a department, function or activity and transferring it to another taxing unit by written contract, enter the amount spent by the taxing unit discontinuing the function in the 12 months preceding the month of this calculation. If the taxing unit did not operate this function for this 12-month period, use the amount spent in the last full fiscal year in which the taxing unit operated the function. The taxing unit discontinuing the function will subtract this amount in E below. The taxing unit receiving the function will add this amount in E below. Other taxing units enter 0.	0	
	E. 2019 M&O levy adjustments. Add A and B, then subtract C. For taxing unit with D, subtract if discontinuing function and add if receiving function	2,166	
	F. Add Line 30 to 31E.		1,084,399
32.	**Adjusted 2020 taxable value.** Enter the amount in Line 25 of the *No-New-Revenue Tax Rate Worksheet.*		1,352,539,122
33.	**2020 NNR M&O rate (unadjusted)** Divide Line 31F by Line 32 and multiply by $100.		0.080175
34.	**Rate adjustment for state criminal justice mandate.**[23]		
	A. 2020 state criminal justice mandate. Enter the amount spent by a county in the previous 12 months providing for the maintenance and operation cost of keeping inmates in county-paid facilities after they have been sentenced. Do not include any state reimbursement received by the county for the same purpose.	0	
	B. 2019 state criminal justice mandate Enter the amount spent by a county in the 12 months prior to the previous 12 months providing for the maintenance and operation cost of keeping inmates in county-paid facilities after they have been sentenced. Do not include any state reimbursement received by the county for the same purpose. Enter zero if this is the first time the mandate applies	0	

Line	Voter Approval Tax Rate Activity		Amount/Rate
	C. Subtract B from A and divide by Line 32 and multiply by $100	0.000000	
	D. Enter the rate calculated in C. If not applicable, enter 0.		0.000000
35.	**Rate adjustment for indigent health care expenditures**[24]		
	A. 2020 indigent health care expenditures Enter the amount paid by a taxing unit providing for the maintenance and operation cost of providing indigent health care for the period beginning on July 1, 2019 and ending on June 30, 2020, less any state assistance received for the same purpose	0	
	B. 2019 indigent health care expenditures Enter the amount paid by a taxing unit providing for the maintenance and operation cost of providing indigent health care for the period beginning on July 1, 2018 and ending on June 30, 2019, less any state assistance received for the same purpose	0	
	C. Subtract B from A and divide by Line 32 and multiply by $100	0.000000	
	D. Enter the rate calculated in C. If not applicable, enter 0.		0.000000
36.	**Rate adjustment for county indigent defense compensation.**[25]		
	A. 2020 indigent defense compensation expenditures. Enter the amount paid by a county to provide appointed counsel for indigent individuals for the period beginning on July 1, 2019 and ending on June 30, 2020, less any state grants received by the county for the same purpose	0	
	B. 2019 indigent defense compensation expenditures. Enter the amount paid by a county to provide appointed counsel for indigent individuals for the period beginning on July 1, 2018 and ending on June 30, 2019, less any state grants received by the county for the same purpose	0	
	C. Subtract B from A and divide by Line 32 and multiply by $100	0.000000	
	D. Multiply B by 0.05 and divide by Line 32 and multiply by $100.	0.000000	
	E. Enter the lessor of C and D. If not applicable, enter 0.		0.000000
37.	**Rate adjustment for county hospital expenditures.**		
	A. 2020 eligible county hospital expenditures Enter the amount paid by the county or municipality to maintain and operate an eligible county hospital for the period beginning on July 1, 2019 and ending on June 30, 2020	0	
	B. 2019 eligible county hospital expenditures Enter the amount paid by the county or municipality to maintain and operate an eligible county hospital for the period beginning on July 1, 2018 and ending on June 30, 2019	0	
	C. Subtract B from A and divide by Line 32 and multiply by $100	0.000000	
	D. Multiply B by 0.08 and divide by Line 32 and multiply by $100	0.000000	
	E. Enter the lessor of C and D, if applicable. If not applicable, enter 0.		0.000000
38.	**Adjusted 2020 NNR M&O rate.** Add Lines 33, 34D, 35D, 36E, and 37E.		0.080175
39.	**2020 voter-approval M&O rate.** Enter the rate as calculated by the appropriate scenario below. **Special Taxing Unit** If the taxing unit qualifies as a special taxing unit, multiply Line 38 by 1.08 **-or-** **Other Taxing Unit** If the taxing unit does not qualify as a special taxing unit, multiply Line 38 by 1.035. **-or-** **Taxing unit affected by disaster declaration** If the taxing unit is located in an area declared as disater area, the governing body may direct the person calculating the voter-approval rate to calculate in the manner provided for a special taxing unit. The taxing unit shall continue to calculate the voter-approval rate in this manner until the earlier of 1) the second year in which total taxable value on the certified appraisal roll exceeds the total taxable value of the tax year in which the disaster occurred, and 2) the third tax year after the tax year in which the disaster occurred. If the taxing unit qualifies under this scenario, multiply Line 38 by 1.08. [27]		0.082981

Line	Voter Approval Tax Rate Activity		Amount/Rate
40.	**Total 2020 debt to be paid with property taxes and additional sales tax revenue.** Debt means the interest and principal that will be paid on debts that: (1) are paid by property taxes, (2) are secured by property taxes, (3) are scheduled for payment over a period longer than one year, and (4) are not classified in the taxing unit's budget as M&O expenses.		
	A. Debt also includes contractual payments to other taxing units that have incurred debts on behalf of this taxing unit, if those debts meet the four conditions above. Include only amounts that will be paid from property tax revenue. Do not include appraisal district budget payments. Enter debt amount	0	
	B. Subtract **unencumbered fund amount** used to reduce total debt.	0	
	C. Subtract **certified amount spent from sales tax to reduce debt**(enter zero if none)	0	
	D. Subtract **amount paid** from other resources	0	
	E. Adjusted debt Subtract B, C and D from A		0
41.	**Certified 2019 excess debt collections** Enter the amount certified by the collector.		0
42.	**Adjusted 2020 debt** Subtract Line 41 from Line 40E		0
43.	**2020 anticipated collection rate.**		
	A. Enter the 2020 anticipated collection rate certified by the collector	1.00	
	B. Enter the 2019 actual collection rate	1.03	
	C. Enter the 2018 actual collection rate	1.05	
	D. Enter the 2017 actual collection rate	1.03	
	E. If the anticipated collection rate in A is lower than actual collection rates in B, C and D, enter the lowest collection rate from B, C and D. If the anticipated rate in A is higher than at least one of the rates in the prior three years, enter the rate from A. Note thet the rate can be greater than 100%.		1.03
44.	**2020 debt adjusted for collections.** Divide Line 42 by Line 43E.		0
45.	**2020 total taxable value.** Enter the amount on Line 21 of the No-New-Revenue Tax Rate Worksheet.		1,394,725,897
46.	**2020 debt rate** Divide Line 44 by Line 45 and multiply by $100.		0.000000
47.	**2020 voter-approval tax rate.** Add Line 39 and 46.		0.082981
48.	**COUNTIES ONLY.** Add together the voter-approval tax rate for each type of tax the county livies. The total is the 2020 county voter-approval tax rate.		

STEP 3 NNR Tax Rate and Voter-Approval Tax Rate Adjustments for Additional Sales tAx to Reduce Property Taxes

Cities, counties and hospital districts may levy a sales tax specifically to reduce property taxes. Local voters by election must approve imposing or abolishing the additional sales tax. If approved, the taxing unit must reduce its NNR and voter-approval tax rates to offset the expected sales tax revenue.

This section should only be completed by a county, city or hospital district that is required to adjust its NNR tax rate and/or voter-approval tax rate because it adopted the additional sales tax.

Line	Additional Sales and Use Tax Worksheet	Amount/Rate
49.	**Taxable sales.** For taxing units that adopted the sales tax in November 2019 or May 2020, enter the Comptroller's estimate of taxable sales for the previous four quarters [32]. Estimates of taxable sales may be obtained through the Comptroller's Allocation Historical Summary webpage. Taxing units that adopted the sales tax before November 2019, skip this line.	0
50.	**Estimated sales tax revenue.** Counties exclude any amount that is or will be spent for economic development grants from the amount of estimated sales tax revenue.[33] **Taxing units that adopted the sales tax in November 2019 or in May 2020.** Multiply the amount on Line 49 by the sales tax rate (.01, .005 or .0025, as applicable) and multiply the result by .95 [34] **-or-** **Taxing units that adopted the sales tax before November 2019.** Enter the sales tax revenue for the previous four quarters. Do not multiply by .95.	0

Line	Additional Sales and Use Tax Worksheet	Amount/Rate
51.	**2020 total taxable value.** Enter the amount from Line 21 of the *No-New-Revenue Tax Rate Worksheet.*.	1,394,725,897
52.	**Sales tax adjustment rate.** Divide Line 50 by Line 51 and multiply by $100.	0.000000
53.	**2020 NNR tax rate, unadjusted for sales tax**[35]. Enter the rate from Line 26 or 27, as applicable, on the *No-New-Revenue Tax Rate Worksheet.*	$.079797
54.	**2020 NNR tax rate, adjusted for sales tax.** **Taxing units that adopted the sales tax in November 2019 or in May 2020.** Subtract Line 52 from Line 53. Skip to Line 55 if you adopted the additional sales tax before November 2019.	$.079797
55.	**2020 voter-approval tax rate, unadjusted for sales tax.**[36] Enter the rate from Line 47 or Line 48 as applicable, of the *Voter-Approval Tax Rate Worksheet*	0.082981
56.	**2020 voter-approval tax rate, adjusted for sales tax.** Subtract Line 52 from Line 55.	0.082981

[37]Tex. Tax Code Section **[38]Tex. Tax Code Section**

STEP 4: Additional Rollback Protection for Pollution Control

A taxing unit may raise its rate for M&O funds used to pay for a facility, device or method for the control of air, water or land pollution. This includes any land, structure, building, installation, excavation, machinery, equipment or device that is used, constructed, acquired or installed wholly or partly to meet or exceed pollution control requirements. The taxing unit's expenses are those necessary to meet the requirements of a permit issued by the Texas Commission on Environmental Quality (TCEQ). The taxing unit must provide the tax assessor with a copy of the TCEQ letter of determination that states the portion of the cost of the installation for pollution control.

This section should only be completed by a taxing unit that uses M&O Funds to pay for a facility, device or method for the control of air, water or land pollution.

This section should only by completed by a taxing unit that uses M&O funds to pay for a facility, device or method for the control of air, water or land pollution.

Line	Activity	Amount/Rate
57.	**Certified expenses from the Texas Commission on Environmental Quality (TCEQ).** Enter the amount certified in the determination letter from TCEQ [37]. The taxing unit shall provide its tax assessor-collector with a copy of the letter.[38]	$0
58.	**2020 total taxable value.** Enter the amount from Line 21 of the *No-New-Revenue Tax Rate Worksheet.*	$1,394,725,897
59.	**Additional rate for pollution control.** Divide Line 57 by Line 58 and multiply by $100.	0.000000
60.	**2020 voter-approval tax rate, adjusted for pollution control.** Add Line 59 to one of the following lines (as applicable): Line 47, Line 48 (counties) or Line 56 (taxing units with the additional sales tax).	0.082981

[37]Tex. Tax Code Section **[38]Tex. Tax Code Section**

STEP 5: Voter-Approval Tax Rate Adjustment for Unused Increment Rate

The unused increment rate is the rate equal to the difference between the adopted tax rate and voter-approval tax rate before the unused increment rate for the prior three years [39]. In a year where a special taxing unit adopts a rate above the voter-approval tax rate by applying any portion of the unused increment rate, the unused increment rate for that year would be zero.

For each tax year before 2020, the difference between the adopted tax rate and voter-approval rate is considered zero, therefore the unused increment rate for 2020 is zero.[40]

This section should only be completed by a taxing unit that is a municipality of less than 30,000 or a taxing unit that does not meet the definition of a special taxing unit. [41]

Line	Activity	Amount/Rate
61.	**2019 unused increment rate.** Subtract the 2019 actual tax rate and the 2019 unused increment rate from the 2019 voter-approval tax rate. If the number is less than zero, enter zero. If the year is prior to 2020, enter zero.	0.000000
62.	**2018 unused increment rate.** Subtract the 2018 actual tax rate and the 2018 unused increment rate from the 2028 voter-approval tax rate. If the number is less than zero, enter zero. If the year is prior to 2020, enter zero.	0.000000
63.	**2017 unused increment rate.** Subtract the 2017 actual tax rate and the 2017 unused increment rate from the 2017 voter-approval tax rate. If the number is less than zero, enter zero. If the year is prior to 2020, enter zero.	0.000000
64.	**2020 unused increment rate.** Add Lines 61, 62 and 63.	0.000000
65.	**2020 voter-approval tax rate, adjusted for unused increment rate.** Add Line 64 to one of the following lines (as applicable): Line 47, Line 48 (counties), Line 56 (taxing units with the additional sales tax) or Line 60 (taxing units with pollution control).	

STEP 6: De Minimis Rate

The de minimis rate is the rate equal to the sum of the no-new-revenue maintenance and operations rate, the rate that will raise $500,000, and the current debt rate for a taxing unit.[42]

This section should only be completed by a taxing unit that is a municipality of less than 30,000 or a taxing unit that does not meet the definition of a special taxing unit. [43]

Line	Activity	Amount/Rate
66.	**Adjusted 2020 NNR M&O tax rate.** Enter the rate from Line 38 of the *Voter-Approval Tax Rate Worksheet*	0.080175
67.	**2020 total taxable value.** Enter the amount on Line 21 of the *No-New-Revenue Tax Rate Worksheet*	1,394,725,897
68.	**Rate necessary to impose $500,000 in taxes.** Divide $500,000 by Line 67 and multiply by $100.	0.035849
69.	**2020 debt rate** Enter the rate from Line 46 of the *Voter- Approval Tax Rate Worksheet*	0.000000
70.	**De minimis rate** Add Lines 66, 68 and 69.	0.116024

STEP 7: Total Tax Rate

Indicate the applicable total tax rates as calculated above.

No-new-revenue tax rate 0.079797

Voter-Approval Tax Rate 0.082981

De minimis rate 0.116024

STEP 8: Taxing Unit Representative Name and Signature

print here LaTonya Dominick

Printed Name of Taxing Unit Representative

sign here LaTonya Dominick

Taxing Unit Representative

8-4-20

Date

CERTIFICATE FOR RESOLUTION

THE STATE OF TEXAS §
§
COUNTY OF GALVESTON §

The undersigned officer of the Board of Commissioners of Galveston County Emergency Services District No. 2 hereby certifies as follows:

1. The Board of Commissioners of Galveston County Emergency Services District No. 2 convened in a regular meeting on the 16th day of September, 2020, at the District's administrative office, located at the Crystal Beach fire station, 930 Noble Carl Dr., Crystal Beach, Texas 77650, and the roll was called of the duly constituted officers and members of the Board, to wit:

Sid Bouse	-	President
Kate Newberry	-	Vice President
John Lee, Jr.	-	Secretary
George Strong	-	Treasurer
Larry Flanagan	-	Assistant Treasurer

and all of said Commissioners were present, except Commissioners (s) None, thus constituting a quorum. Whereupon, among other business, the following was transacted at the meeting:

RESOLUTION ADOPTING BUDGET

was introduced for the consideration of the Board. It was then duly moved and seconded that the Resolution be adopted, and, after due discussion, the motion, carrying with it the adoption of the Resolution, prevailed and carried by majority of the Board.

2. A true, full and correct copy of the Resolution adopted at the meeting described in the above paragraph is attached to this certificate; the Resolution has been duly recorded in the Board's minutes of the meeting; the persons named in the above and foregoing paragraph are the duly chosen, qualified and acting officers and members of the Board as indicated therein, each of the officers and members of the Board was duly and sufficiently notified officially and personally, in advance, of the time, place and purpose of the aforesaid meeting, and that the Resolution would be introduced and considered for adoption at the meeting, and each of the officers and members consented, in advance, to the holding of the meeting for such purpose; the meeting was open to the public as required by law; and public notice of the time, place and subject to the meeting was given as required by Chapter 551 of the Government Code.

SIGNED AND SEALED this 16 day of September, 2020.

John Lee, Jr., Secretary
Board of Commissioners

THE STATE OF TEXAS §
§
COUNTY OF GALVESTON §

This instrument was acknowledged before me on this 16 day of September, 2020, by John Lee, Jr., Secretary of the Board of Commissioners of Galveston County Emergency Services District No. 2, on behalf of said District.

Notary Public

JOSHUA C. HEINZ
Notary Public, State of Texas
Comm. Expires 09-16-2021
Notary ID 11319879

Exhibit C

ORDER LEVYING TAXES

THE STATE OF TEXAS §
§
COUNTY OF GALVESTON §

WHEREAS, the appraisal roll of Galveston County Emergency Services District No. 2 (the "District") for 2020 has been prepared and certified by the appraiser for the District and submitted to the District and its tax assessor/collector; and

WHEREAS, the Galveston County Tax Assessor/Collector, being the District's tax assessor/collector, has prepared and submitted to the District its 2020 tax rate calculation worksheet; and

WHEREAS, based on the certified appraisal roll for the District, dated July 25, 2020, and the tax rate calculation worksheet for the District, certified and dated August 4, 2020, which were submitted to the Board of Emergency Services Commissioners of the District by the Galveston Central Appraisal District and the Galveston County Tax Assessor/Collector, respectively, the total taxable value of property is $1,394,725,897; and

WHEREAS, based upon the certified appraisal roll and the tax rate calculation worksheet, the employee or officer designated by the Board of Emergency Services Commissioners of the District has calculated a tax rate to be levied for 2020 sufficient to provide tax revenues to meet the District's obligations;

NOW, THEREFORE, BE IT ORDERED BY THE BOARD OF EMERGENCY SERVICE COMMISSIONERS OF GALVESTON COUNTY EMERGENCY SERVICES DISTRICT NO. 2 THAT:

Section 1. The District has previously adopted a budget for the upcoming fiscal year, which will be funded, in part, from the revenues generated by the tax rate established in this order levying taxes.

Section 2. There is levied an ad valorem tax of $0.082981 on each $100.00 of taxable property within the District in order to provide funds for maintenance and operating purposes.

THIS TAX RATE WILL RAISE MORE TAXES FOR MAINTENANCE AND OPERATIONS THAN LAST YEAR'S TAX RATE. THE TAX RATE WILL EFFECTIVELY BE RAISED BY 3.99 PERCENT AND WILL RAISE TAXES FOR MAINTENANCE AND OPERATIONS ON A $100,000 HOME BY APPROXIMATELY $0.00.

Section 3. All taxes collected pursuant to this levy, after paying costs of levying, assessing and collecting the taxes, will be used for paying costs of providing emergency services and organization and administrative expenses, and for paying principal of and interest on bonds, warrants, certificates of obligation or other lawfully authorized evidences of indebtedness issued or assumed by the unit.

Section 4. The Galveston County Tax Assessor/Collector is authorized to assess and collect the taxes of the District employing the above tax rate.

Section 5. The taxes levied by this Order are due presently, and will be delinquent if not paid by January 31, 2021.

Section 6. This Order Levying Taxes is effective from and after its adoption.

PASSED AND APPROVED the 16 day of September, 2020.

GALVESTON COUNTY EMERGENCY SERVICES DISTRICT NO. 2

By: _____
Sid Bouse, President
Board of Emergency Services Commissioners

ATTEST:

_____
John Lee, Jr., Secretary
Board of Emergency Services Commissioners

CERTIFICATE FOR ORDER

THE STATE OF TEXAS §
§
COUNTY OF GALVESTON §

The undersigned officer of the Board of Commissioners of Galveston County Emergency Services District No. 2 hereby certifies as follows:

1. The Board of Commissioners of Galveston County Emergency Services District No. 2 convened in a regular meeting on the 16th day of September, 2020, at the District's administrative office, located at the Crystal Beach fire station, 930 Noble Carl Dr., Crystal Beach, Texas 77650, and the roll was called of the duly constituted officers and members of the Board, to wit:

Sid Bouse	-	President
Kate Newberry	-	Vice President
John Lee, Jr.	-	Secretary
George Strong	-	Treasurer
Larry Flanagan	-	Assistant Treasurer

and all of said Commissioners were present, except Commissioners (s) None, thus constituting a quorum. Whereupon, among other business, the following was transacted at the meeting:

ORDER LEVYING TAXES

was introduced for the consideration of the Board. It was then duly moved and seconded that the Order be adopted, and, after due discussion, the motion, carrying with it the adoption of the Order, prevailed and carried by majority of the Board by record vote.

2. A true, full and correct copy of the Order adopted at the meeting described in the above paragraph is attached to this certificate; the Order and the record vote on same has been duly recorded in the Board's minutes of the meeting; the persons named in the above and foregoing paragraph are the duly chosen, qualified and acting officers and members of the Board as indicated therein, each of the officers and members of the Board was duly and sufficiently notified officially and personally, in advance, of the time, place and purpose of the aforesaid meeting, and that the Order would be introduced and considered for adoption at the meeting, and each of the officers and members consented, in advance, to the holding of the meeting for such purpose; the meeting was open to the public as required by law; and public notice of the time, place and subject to the meeting was given as required by Chapter 551 of the Government Code.

SIGNED AND SEALED this 16 day of September, 2020.

John Lee, Jr., Secretary
Board of Commissioners

THE STATE OF TEXAS §
§
COUNTY OF GALVESTON §

This instrument was acknowledged before me on this 16 day of September, 2020, by John Lee, Jr., Secretary of the Board of Commissioners of Galveston County Emergency Services District No. 2, on behalf of said District.

Notary Public

JOSHUA C. HEINZ
Notary Public, State of Texas
Comm. Expires 09-16-2021
Notary ID 11319879

Exhibit D

Notice of Adopted 2020 Tax Rate

GALVESTON COUNTY EMERGENCY SERVICES DISTRICT NO. 2 ADOPTED A TAX RATE THAT WILL RAISE MORE TAXES FOR MAINTENANCE AND OPERATIONS THAN LAST YEAR'S TAX RATE.

THE TAX RATE WILL EFFECTIVELY BE RAISED BY 3.99 PERCENT AND WILL RAISE TAXES FOR MAINTENANCE AND OPERATIONS ON A $100,000 HOME BY APPROXIMATELY $0.00.

Exhibit E

Galveston County Emergency Services No. 2
Check Detail
August 19 through September 30, 2020

Type	Num	Date	Name	Item	Account	Paid Amount	Original Amount
Check		**08/19/2020**			**6680 · Checking Tex...**		**-1,275.84**
					42650 · Employee Me...	-1,275.84	1,275.84
TOTAL						-1,275.84	1,275.84
Check		**08/20/2020**			**6680 · Checking Tex...**		**-15,029.46**
					42610 · Payroll Tax E...	-15,029.46	15,029.46
TOTAL						-15,029.46	15,029.46
Check		**08/20/2020**			**6680 · Checking Tex...**		**-44,063.06**
					42630 · Salary & Hour...	-44,063.06	44,063.06
TOTAL						-44,063.06	44,063.06
Check		**08/21/2020**			**6680 · Checking Tex...**		**-126.53**
					42640 · Payroll Services	-126.53	126.53
TOTAL						-126.53	126.53
Check		**08/24/2020**			**6680 · Checking Tex...**		**-295.61**
					42640 · Payroll Services	-295.61	295.61
TOTAL						-295.61	295.61
Check		**08/28/2020**			**6680 · Checking Tex...**		**-183.21**
					42640 · Payroll Services	-183.21	183.21
TOTAL						-183.21	183.21
Check		**08/31/2020**			**6680 · Checking Tex...**		**-14,897.23**
					42650 · Employee Me...	-14,897.23	14,897.23
TOTAL						-14,897.23	14,897.23
Check	**2450**	**08/19/2020**	**Joshua C. Heinz**		**6680 · Checking Tex...**		**-500.00**
					2200 · Legal Fees	-500.00	500.00
TOTAL						-500.00	500.00
Check	**2452**	**08/19/2020**	**Galveston Central A...**		**6680 · Checking Tex...**		**-1,957.86**
					2930 · County Apprais...	-1,957.86	1,957.86
TOTAL						-1,957.86	1,957.86
Check	**2453**	**08/19/2020**	**High Island VFD**		**6680 · Checking Tex...**		**-1,402.74**
					3020 · High Island VFD	-1,402.74	1,402.74
TOTAL						-1,402.74	1,402.74
Check	**2454**	**08/19/2020**	**Port Bolivar VFD**		**6680 · Checking Tex...**		**-9,417.96**
					3030 · Port Bolivar VFD	-9,417.96	9,417.96
TOTAL						-9,417.96	9,417.96
Check	**2455**	**08/19/2020**	**Crystal Beach VFD**		**6680 · Checking Tex...**		**-2,128.42**
					3010 · Crystal Beach ...	-2,128.42	2,128.42

Galveston County Emergency Services No. 2
Check Detail
August 19 through September 30, 2020

Type	Num	Date	Name	Item	Account	Paid Amount	Original Amount
TOTAL						-2,128.42	2,128.42
Check	**2456**	**08/19/2020**	**Siddons-Martin**		**6680 · Checking Tex...**		**-4,289.42**
					3010 · Crystal Beach ...	-4,289.42	4,289.42
TOTAL						-4,289.42	4,289.42
Check	**2457**	**08/19/2020**	**The Standard**		**6680 · Checking Tex...**		**-211.30**
					42650 · Employee Me...	-211.30	211.30
TOTAL						-211.30	211.30
Check	**2458**	**08/19/2020**	**Stericycle**		**6680 · Checking Tex...**		**-206.13**
					42330 · Medical Suppl...	-206.13	206.13
TOTAL						-206.13	206.13
Check	**2459**	**08/19/2020**	**Bearcom**		**6680 · Checking Tex...**		**-90.00**
					44100 · Equipment Re...	-90.00	90.00
TOTAL						-90.00	90.00
Check	**2460**	**08/19/2020**	**Kleen Supply Compa...**		**6680 · Checking Tex...**		**-235.39**
					42340 · Cleaning Sup...	-235.39	235.39
TOTAL						-235.39	235.39
Check	**2461**	**08/19/2020**	**Visa**		**6680 · Checking Tex...**		**-1,099.10**
					42310 · Office Supplies	-208.93	208.93
					42820 · Telephone & ...	-191.18	191.18
					42320 · Office Equipm...	-679.99	679.99
					2700 · Dues and Subs...	-19.00	19.00
TOTAL						-1,099.10	1,099.10
Check	**2462**	**08/19/2020**	**Visa**		**6680 · Checking Tex...**		**-937.67**
					2110 · Website Suppo...	-56.23	56.23
					44900 · Vehicle Maint....	-736.83	736.83
					42740 · Good of the D...	-120.00	120.00
					42310 · Office Supplies	-10.81	10.81
					2700 · Dues and Subs...	-13.80	13.80
TOTAL						-937.67	937.67
Check	**2463**	**08/19/2020**	**Galveston County A...**		**6680 · Checking Tex...**		**-1,203.07**
					44200 · Fuel	-1,203.07	1,203.07
TOTAL						-1,203.07	1,203.07
Check	**2464**	**08/19/2020**	**Christopher's Speed...**		**6680 · Checking Tex...**		**-207.00**
					44900 · Vehicle Maint....	-207.00	207.00
TOTAL						-207.00	207.00
Check	**2465**	**08/19/2020**	**Kent Alan Harkey M...**		**6680 · Checking Tex...**		**-1,500.00**
					42250 · Medical Direct...	-1,500.00	1,500.00
TOTAL						-1,500.00	1,500.00
Check	**2466**	**08/19/2020**	**GCM, The Big Store**		**6680 · Checking Tex...**		**-91.87**

Galveston County Emergency Services No. 2
Check Detail
August 19 through September 30, 2020

Type	Num	Date	Name	Item	Account	Paid Amount	Original Amount
					42740 · Good of the D...	-22.54	22.54
					42310 · Office Supplies	-69.33	69.33
TOTAL						-91.87	91.87
Check	**2467**	**08/19/2020**	**Pat's Discount Tires**		**6680 · Checking Tex...**		**-25.50**
					44900 · Vehicle Maint....	-25.50	25.50
TOTAL						-25.50	25.50
Check	**2468**	**08/19/2020**	**Coastal Welding**		**6680 · Checking Tex...**		**-256.95**
					44210 · Oxygen	-256.95	256.95
TOTAL						-256.95	256.95
Check	**2469**	**08/19/2020**	**Verizon**		**6680 · Checking Tex...**		**-515.38**
					42820 · Telephone & ...	-515.38	515.38
TOTAL						-515.38	515.38
Check	**2470**	**08/19/2020**	**RP Returns**		**6680 · Checking Tex...**		**-450.00**
					42330 · Medical Suppl...	-450.00	450.00
TOTAL						-450.00	450.00
Check	**2471**	**08/19/2020**	**Siddons-Martin**		**6680 · Checking Tex...**		**-2,016.90**
					44900 · Vehicle Maint....	-2,016.90	2,016.90
TOTAL						-2,016.90	2,016.90
Check	**2472**	**08/19/2020**	**Baptist Health Traini...**		**6680 · Checking Tex...**		**-15.00**
					44500 · Training	-15.00	15.00
TOTAL						-15.00	15.00
Check	**2473**	**08/19/2020**	**NAEMT**		**6680 · Checking Tex...**		**-120.00**
					44500 · Training	-120.00	120.00
TOTAL						-120.00	120.00
Check	**2474**	**08/19/2020**	**Frazer**		**6680 · Checking Tex...**		**-196.99**
					44900 · Vehicle Maint....	-196.99	196.99
TOTAL						-196.99	196.99
Check	**2475**	**08/19/2020**	**Winnie Dodge**		**6680 · Checking Tex...**		**-17.50**
					44900 · Vehicle Maint....	-17.50	17.50
TOTAL						-17.50	17.50
Check	**2476**	**08/19/2020**	**Modica Bros**		**6680 · Checking Tex...**		**-1,349.94**
					44900 · Vehicle Maint....	-1,349.94	1,349.94
TOTAL						-1,349.94	1,349.94
Check	**2477**	**08/19/2020**	**Benckenstein & Oxfo...**		**6680 · Checking Tex...**		**-537.46**
					2200 · Legal Fees	-537.46	537.46

Galveston County Emergency Services No. 2
Check Detail
August 19 through September 30, 2020

Type	Num	Date	Name	Item	Account	Paid Amount	Original Amount
TOTAL						-537.46	537.46
Check	**2478**	**08/19/2020**	**Joshua C. Heinz**		**6680 · Checking Tex...**		**-500.00**
					2200 · Legal Fees	-500.00	500.00
TOTAL						-500.00	500.00
Check	**2479**	**08/19/2020**	**Kleen Supply Compa...**		**6680 · Checking Tex...**		**-214.55**
					42340 · Cleaning Sup...	-214.55	214.55
TOTAL						-214.55	214.55
Check	**2480**	**08/19/2020**	**Bound Tree**		**6680 · Checking Tex...**		**-3,289.22**
					42330 · Medical Suppl...	-3,289.22	3,289.22
TOTAL						-3,289.22	3,289.22
Check	**2481**	**09/02/2020**	**Texas Department of...**		**6680 · Checking Tex...**		**-360.00**
					42720 · License & Per...	-360.00	360.00
TOTAL						-360.00	360.00
Check	**2482**	**09/16/2020**	**Joshua C. Heinz**		**6680 · Checking Tex...**		**-1,000.00**
					2200 · Legal Fees	-1,000.00	1,000.00
TOTAL						-1,000.00	1,000.00
Check	**2483**	**09/16/2020**	**Visa**		**6680 · Checking Tex...**		**-372.49**
					42310 · Office Supplies	-54.89	54.89
					42720 · License & Per...	-10.25	10.25
					42820 · Telephone & ...	-191.18	191.18
					44200 · Fuel	-84.06	84.06
					42740 · Good of the D...	-32.11	32.11
TOTAL						-372.49	372.49
Check	**2484**	**09/16/2020**	**Visa**		**6680 · Checking Tex...**		**-913.16**
					42110 · Support & Sof...	-56.23	56.23
					42310 · Office Supplies	-369.18	369.18
					2110 · Website Suppo...	-315.00	315.00
					42320 · Office Equipm...	-87.98	87.98
					42740 · Good of the D...	-70.97	70.97
					2700 · Dues and Subs...	-13.80	13.80
TOTAL						-913.16	913.16
Check	**2485**	**09/16/2020**	**Crystal Beach VFD**		**6680 · Checking Tex...**		**-9,980.32**
					3010 · Crystal Beach ...	-9,980.32	9,980.32
TOTAL						-9,980.32	9,980.32
Check	**2486**	**09/16/2020**	**Port Bolivar VFD**		**6680 · Checking Tex...**		**-2,780.70**
					3030 · Port Bolivar VFD	-2,780.70	2,780.70
TOTAL						-2,780.70	2,780.70
Check	**2487**	**09/16/2020**	**High Island VFD**		**6680 · Checking Tex...**		**-1,807.15**
					3020 · High Island VFD	-1,807.15	1,807.15
TOTAL						-1,807.15	1,807.15

Galveston County Emergency Services No. 2
Check Detail
August 19 through September 30, 2020

Type	Num	Date	Name	Item	Account	Paid Amount	Original Amount
Check	**2488**	**09/16/2020**	**David Sticker**		**6680 · Checking Tex...**		**-593.75**
					2010 · Accountant Fees	-593.75	593.75
TOTAL						-593.75	593.75
Check	**2489**	**09/16/2020**	**Verizon**		**6680 · Checking Tex...**		**-496.03**
					42820 · Telephone & ...	-496.03	496.03
TOTAL						-496.03	496.03
Check	**2490**	**09/16/2020**	**Stericycle**		**6680 · Checking Tex...**		**-206.13**
					42330 · Medical Suppl...	-206.13	206.13
TOTAL						-206.13	206.13
Check	**2491**	**09/16/2020**	**The Standard**		**6680 · Checking Tex...**		**-211.30**
					42650 · Employee Me...	-211.30	211.30
TOTAL						-211.30	211.30
Check	**2492**	**09/16/2020**	**Print Junkies Ink**		**6680 · Checking Tex...**		**-350.00**
					44800 · Uniforms	-350.00	350.00
TOTAL						-350.00	350.00
Check	**2493**	**09/16/2020**	**Siddons-Martin**		**6680 · Checking Tex...**		**-1,451.60**
					5060 · Ambulance Pri...	-1,451.60	1,451.60
TOTAL						-1,451.60	1,451.60
Check	**2494**	**09/16/2020**	**Verizon Connect**		**6680 · Checking Tex...**		**-194.28**
					42820 · Telephone & ...	-194.28	194.28
TOTAL						-194.28	194.28
Check	**2495**	**09/16/2020**	**Christopher's Speed...**		**6680 · Checking Tex...**		**-154.00**
					44900 · Vehicle Maint....	-154.00	154.00
TOTAL						-154.00	154.00
Check	**2496**	**09/16/2020**	**Galveston County Fir...**		**6680 · Checking Tex...**		**-2,250.00**
					3010 · Crystal Beach ...	-750.00	750.00
					3020 · High Island VFD	-750.00	750.00
					3030 · Port Bolivar VFD	-750.00	750.00
TOTAL						-2,250.00	2,250.00
Check	**2497**	**09/16/2020**	**Benckenstein & Oxfo...**		**6680 · Checking Tex...**		**-2,000.00**
					2200 · Legal Fees	-2,000.00	2,000.00
TOTAL						-2,000.00	2,000.00
Check	**2498**	**09/16/2020**	**GCM, The Big Store**		**6680 · Checking Tex...**		**-151.91**
					42740 · Good of the D...	-30.76	30.76
					42330 · Medical Suppl...	-26.25	26.25
					42310 · Office Supplies	-46.97	46.97
					42310 · Office Supplies	-47.93	47.93
TOTAL						-151.91	151.91

Galveston County Emergency Services No. 2
Check Detail
August 19 through September 30, 2020

Type	Num	Date	Name	Item	Account	Paid Amount	Original Amount
Check	**2499**	**09/16/2020**	**RP Returns**		**6680 · Checking Tex...**		**-150.00**
					42330 · Medical Suppl...	-150.00	150.00
TOTAL						-150.00	150.00
Check	**2500**	**09/16/2020**	**Kent Alan Harkey M...**		**6680 · Checking Tex...**		**-1,500.00**
					42250 · Medical Direct...	-1,500.00	1,500.00
TOTAL						-1,500.00	1,500.00
Check	**2501**	**09/16/2020**	**Galveston County A...**		**6680 · Checking Tex...**		**-1,411.29**
					44200 · Fuel	-1,411.29	1,411.29
TOTAL						-1,411.29	1,411.29
Check	**2502**	**09/16/2020**	**Teleflex LLC**		**6680 · Checking Tex...**		**-234.50**
					42330 · Medical Suppl...	-234.50	234.50
TOTAL						-234.50	234.50
Check	**2503**	**09/16/2020**	**Coastal Welding**		**6680 · Checking Tex...**		**-276.19**
					44210 · Oxygen	-276.19	276.19
TOTAL						-276.19	276.19
Check	**2504**	**09/16/2020**	**Straton Inc.-Napa - T...**		**6680 · Checking Tex...**		**-34.97**
					44900 · Vehicle Maint....	-34.97	34.97
TOTAL						-34.97	34.97
Check	**2505**	**09/16/2020**	**Frazer**		**6680 · Checking Tex...**		**-348.14**
					44900 · Vehicle Maint....	-348.14	348.14
TOTAL						-348.14	348.14
Check	**2506**	**09/16/2020**	**Bound Tree**		**6680 · Checking Tex...**		**-2,350.78**
					42330 · Medical Suppl...	-2,350.78	2,350.78
TOTAL						-2,350.78	2,350.78
Check	**2507**	**09/14/2020**	**Texas Department of...**		**6680 · Checking Tex...**		**-32.00**
					3040 · EMS	-32.00	32.00
TOTAL						-32.00	32.00
Check	**2508**	**09/16/2020**	**Bound Tree**		**6680 · Checking Tex...**		**-456.16**
					42330 · Medical Suppl...	-456.16	456.16
TOTAL						-456.16	456.16
Check	**2509**	**09/16/2020**	**Kleen Supply Compa...**		**6680 · Checking Tex...**		**-386.66**
					42340 · Cleaning Sup...	-386.66	386.66
TOTAL						-386.66	386.66
Check	**2510**	**09/16/2020**	**Herrera's Emergency...**		**6680 · Checking Tex...**		**-2,931.00**
					44900 · Vehicle Maint....	-2,931.00	2,931.00

Galveston County Emergency Services No. 2
Check Detail
August 19 through September 30, 2020

Type	Num	Date	Name	Item	Account	Paid Amount	Original Amount
TOTAL						-2,931.00	2,931.00
Check	**2511**	**09/16/2020**	**Bound Tree**		**6680 · Checking Tex...**		**-406.27**
					42330 · Medical Suppl...	-406.27	406.27
TOTAL						-406.27	406.27
Check	**2513**	**09/16/2020**	**Coastal Welding**		**6680 · Checking Tex...**		**-79.35**
					44210 · Oxygen	-79.35	79.35
TOTAL						-79.35	79.35

EMS Budget Comparison 2019-2020

August 2020 Expenses

Revised 4-24-20 - Account; Rev. 7-22-20; Rev. 8-19-20

	BUDGET	ACTUAL Prior Month YTD	ACTUAL Current Month	ACTUAL Total YTD August '20	Budget Variance	% Spent
2000 - Auditing Fees					$ -	
2100 - Bookkeeping					$ -	
2110 - Support & Software	$ 7,000.00	$ 6,859.07	$ 56.23	$ 6,859.07	$ 140.93	97.99%
2210 - Professional Fees - Other	$ 3,000.00				$ 3,000.00	0.00%
2250 - Medical Director Fees	$ 18,000.00	$ 16,000.00	$ 1,500.00	$ 17,500.00	$ 500.00	97.22%
2310 - Office Supplies	$ 7,500.00	$ 6,342.11	$ 471.04	$ 6,813.15	$ 686.85	90.84%
2320 - Office Equipment	$ 7,000.00	$ 5,272.09	$ 87.98	$ 5,360.07	$ 1,639.93	76.57%
2330 - Medical Supplies	$ 61,800.00	$ 54,685.52	$ 2,967.66	$ 57,653.18	$ 4,146.82	93.29%
2340 - Cleaning Supplies	$ 6,000.00	$ 3,256.31		$ 3,256.31	$ 2,743.69	54.27%
2430 - Insurance - Auto/Boat	$ 34,000.00	$ 32,263.39		$ 32,263.39	$ 1,736.61	94.89%
2440 - Insurance Workers Comp	$ 45,000.00	$ 41,067.00		$ 41,067.00	$ 3,933.00	91.26%
2500 - Travel	$ 2,500.00	$ 554.34		$ 554.34	$ 1,945.66	22.17%
2510 - Mileage reimbursement / Tolls	$ 2,000.00	$ 48.00		$ 48.00	$ 1,952.00	2.40%
2610 - Payroll Tax Expenses	$ 134,000.00	$ 96,791.75	$ 29,233.72	$ 126,025.47	$ 7,974.53	94.05%
2630 - Salary & Hourly Employees	$ 1,350,000.00	$ 1,123,279.55	$ 88,924.04	$ 1,212,203.59	$ 137,796.41	89.79%
2640 - Payroll Services/401K (ADP-Final)(America's 401K)	$ 13,000.00	$ 9,579.30	$ 2,122.43	$ 11,701.73	$ 1,298.27	90.01%
2650 - Employee Medical/Benefits (Aflac) (BCBS) (UHC)(BEAM)	$ 214,000.00	$ 178,980.12	$ 18,131.17	$ 197,111.29	$ 16,888.71	92.11%
2670 - Employee Insurance Deductible					$ -	
2720 - License & Permits	$ 8,500.00	$ 1,209.50	$ 10.25	$ 1,219.75	$ 7,280.25	14.35%
2730 - Public Relations	$ 1,000.00	$ 69.82		$ 69.82	$ 930.18	6.98%
2740 - Good of the Department	$ 900.00	$ 835.57	$ 133.84	$ 969.41	$ (69.41)	107.71%
2750 - Billing Service Fees					$ -	
2820 - Telephone & Communications	$ 16,500.00	$ 8,248.11	$ 881.49	$ 9,129.60	$ 7,370.40	55.33%
4000 - Firefighting / EMS Equipment	$ 7,000.00	$ 3,725.06		$ 3,725.06	$ 3,274.94	53.22%
4050 - Equipment Maintenance	$ 25,000.00	$ 12,243.78		$ 12,243.78	$ 12,756.22	48.98%
4100 - Equipment Repair	$ 5,000.00	$ 1,890.44		$ 1,890.44	$ 3,109.56	37.81%
4200 - Fuel	$ 25,900.00	$ 13,013.20	$ 1,495.35	$ 14,508.55	$ 11,391.45	56.02%
4210 - Oxygen	$ 6,500.00	$ 2,255.45	$ 276.19	$ 2,531.64	$ 3,968.36	38.95%
4300 - Radio Usage	$ 3,000.00	$ 2,250.00		$ 2,250.00	$ 750.00	75.00%
4500 - Training	$ 15,000.00	$ 3,358.31		$ 3,358.31	$ 11,641.69	22.39%
4600 - Medical Exams	$ 1,000.00	$ 278.00		$ 278.00	$ 722.00	27.80%
4610 - Background Checks	$ 2,500.00	$ 395.50		$ 395.50	$ 2,104.50	15.82%
4620 - Recruiting	$ 500.00			$ -	$ 500.00	0.00%
4800 - Uniforms	$ 15,000.00	$ 14,609.46	$ 350.00	$ 14,959.46	$ 40.54	99.73%
4900 - Vehicle Maint. & Repair	$ 35,000.00	$ 28,016.17	$ 1,640.57	$ 29,656.74	$ 5,343.26	84.73%
5000 - Command Vehicle					$ -	
5010 - Rescue/Medical					$ -	
5020 - Fire Fighting					$ -	
5030 - Boat					$ -	
5040 - Building					$ -	
5050 - Other					$ -	
5060 - Ambulances					$ -	
BUDGET ADJUSTMENT					$ -	
	$ 2,073,100.00	$ 1,667,376.92	**$ 148,281.96**		$ 257,497.35	

EMS Invoice		**August Expenses**
Acct.	Description	Line Total
42110	Enguard, Adobe (DS Visa)	56.23
42250	Dr. Kent Alan Harkey Inv. 1011	1500
42310	GCM Store Charge 04-1545229	**46.97**
42310	UPS, USPS, HP (GO Visa)	54.89
42310	HP, WalMart, Market Basket (DS Visa)	369.18
42320	Interstate Battery (DS Visa)	87.98
42330	RP Returns Inv. 10951	150
42330	Teleflex Inv. 9503002331	234.5
42330	Stericycle Inv. 9/1/20	206.13
42330	Bound Tree Inv. 83639203	49.58
42330	Bound Tree Inv. 83639204	422.9
42330	Bound Tree Inv. 83639205	53
42330	Bound Tree Inv. 83639206	600.68
42330	Bound Tree Inv. 83639207	403.16
42330	Bound Tree Inv. 83672999	328.3
42330	Bound Tree Inv. 83755682	348.75
42330	Bound Tree Inv. 83758807	144.41
42330	GCM Store Charge 02-903371	**8.7**
42330	GCM Store Charge 06-2665481	**17.55**
42610	Payroll Tax	29233.72
42630	Salary & Hourly Employees	88924.04
42640	Payroll Services - ADP	645.53
42640	America's 401K (Inv. AMK-000073-Inv)	1476.9
42650	Aflac	1275.84
42650	Blue Cross Blue Shield	14897.23
42650	Beam	1159.12
42650	The Standard - August	211.3
42650	Colonial Life (293.84 each payroll) Pd ONLINE 9/1/20	587.68
42720	Vehicle Registration (GO Visa)	10.25
42740	Johnny Carinos (GO Visa)	32.11
42740	GCM Store Charge 03-1141590	**30.76**
42740	Dannay's (DS Visa)	70.97
42820	Verizon Connect Inv. July '20 OSV000002190668	97.14
42820	Verizon Connect Inv. Aug. '20 OSV000002218489	97.14
42820	Verizon Inv. 9861960350	496.03
42820	Direct TV (GO Visa)	191.18
44200	County of Galveston - Auditor Inv. AR201053	1411.29
44200	Sunoco, TJ's (GO Visa)	84.06
44210	Coastal Inv. 10403722, 80157701, 10407081	276.19
44800	Print Junkies Ink - Gators	350
44900	Siddons-Martin Inv. 19404991B, 19405170, 19405181	1451.6
44900	Christopher's Inv. 54032	154
44900	Stratton Inv. 221268	34.97
		148281.96

Exhibit F

Port Bolivar Volunteer Fire Department
PO Box 675 Port Bolivar, Texas 77650 1806 Broadway
Ph: 409-684-1984 Fax: 409-684-1003 pbvfd@att.net

Date: 9/3/2020
Attention: ESD #2 Board

Port Bolivar Volunteer Fire Department is requesting from the ESD#@ Board, reimbursement for our August, 2020 bills totaling $ 2,780.70.

Company	Description	Cost	Paid By	Code
AT&T	Internet/Phone	$118.53 ✓	CK #1354	2820
Entergy	Inside Lights	$518.97 ✓	CK #1356	2830
Entergy	Outside Lights	$95.64 ✓	CK #1357	2830
Dish	Med Room	$125.96 ✓	CK #1355	2820
Penn. Residential	Trash	$140.00 ✓	CK #1353	2840
Frontier Pest Control	Pest Control	$00.00	CK #	4700
Microsoft 365 Family	Renewal of Office	$106.24	CK #1360	2110
Sun Coast Resources, Inc.	203.50 GAL of ULDS	$675.36 ✓	CK #1358	4200
Zendeh Del & Associates, PPLC	Legal Fees	$1000.00 ✓	CK #1359	2200

Port Bolivar Volunteer Fire Department

PO Box 675 Port Bolivar, Texas 77650 1806 Broadway
Ph: 409-684-1984 Fax: 409-684-1003 pbvfd@att.net

Certification of Expense Request
FY 2019-2020

Acting in my capacity as Treasurer, on behalf of the **Port Bolivar Volunteer Fire Department**, we certify that the following expense reimbursement request of $2,780.70 for the month of August 2020 bills is true and correct to the best of our knowledge, and; has been procured in accordance with state and federal guidelines governing expenditures of public funds, and has been authorized for submission to the Galveston County emergency Services District #2 by the **Port Bolivar Volunteer Fire Department Board of Directors.**

Printed Name: John B. Williams, Treasurer

Signature: _____ Date: 09/03/2020

Printed Name: William Weeks, President

Signature: _____ Date: 9-3/2020

PORT BOLIVAR VFD 2019-2020

August '20

Rev. 3/4/20; Rev. 8/19/20

	BUDGET	ACTUAL			Budget Variance
		Prior Month YTD	Current Month August '20	Total YTD	
2000 - Auditing Fees	$ 3,000.00			$ -	$ 3,000.00
2100 - Bookkeeping	$ 2,500.00			$ -	$ 2,500.00
2110 - Support & Software	$ 500.00		$ 106.24	$ 106.24	$ 393.76
2200 - Legal Fees	$ 5,000.00		$ 1,000.00	$ 1,000.00	$ 4,000.00
2210 - Professional Fees Other	$ 3,000.00			$ -	$ 3,000.00
2310 - Office Supplies	$ 2,000.00			$ -	$ 2,000.00
2320 - Office Equipment	$ 1,500.00			$ -	$ 1,500.00
2340 - Cleaning Supplies	$ 1,000.00			$ -	$ 1,000.00
2410 - Insurance - Accident & Sickness	$ 6,500.00			$ -	$ 6,500.00
2420 - Insurance - Bldg, Equip, & Gen Liab				$ -	$ -
2430 - Insurance - Auto/Boat				$ -	$ -
2440 - Insurance Workers Comp				$ -	$ -
2500 - Travel	$ 1,200.00			$ -	$ 1,200.00
2510 - Mileage reimbursements/tolls	$ 1,200.00			$ -	$ 1,200.00
2550 - Fire Prevention	$ 2,000.00			$ -	$ 2,000.00
2700 - Dues & Subscriptions	$ 1,000.00	$ 849.00		$ 849.00	$ 151.00
2710 - Safe D				$ -	$ -
2720 - License & Permits	$ 500.00	$ 28.00		$ 28.00	$ 472.00
2730 - Public Relations				$ -	$ -
2740 - Good of the Department				$ -	$ -
2750 - Billing Service Fees				$ -	$ -
2810 - Bldg Rent				$ -	$ -
2820 - Telephone & Communications	$ 6,500.00	$ 2,552.57	$ 244.49	$ 2,797.06	$ 3,702.94
2830 - Electricity	$ 10,000.00	$ 3,637.49	$ 614.61	$ 4,252.10	$ 5,747.90
2840 -Water/Garbage	$ 2,200.00	$ 1,230.00	$ 140.00	$ 1,370.00	$ 830.00
2850 - Propane				$ -	$ -
2860 - Janitorial/Yard Service	$ 1,000.00			$ -	$ 1,000.00
2870 - Alarm Service	$ 1,500.00			$ -	$ 1,500.00
2900 - General & Administrative				$ -	$ -
3100 - Uncategorized				$ -	$ -
4000 - Firefighting / EMS Equipment	$ 16,310.00	$ 14,502.07		$ 14,502.07	$ 1,807.93
4050 - Equipment Maintenance	$ 2,193.26	$ 285.57		$ 285.57	$ 1,907.69
4100 - Equipment Repair	$ 3,500.00			$ -	$ 3,500.00
4200 - Fuel	$ 5,500.00	$ 1,492.07	$ 675.36	$ 2,167.43	$ 3,332.57
4300 - Radio Usage	$ 4,000.00	$ 2,880.00		$ 2,880.00	$ 1,120.00
4350 - Radio Repair	$ 3,200.00	$ 1,588.78		$ 1,588.78	$ 1,611.22
4400 - General & Administrative				$ -	$ -
4500 - Training	$ 1,190.00			$ -	$ 1,190.00
4600 - Medical Exams	$ 2,500.00			$ -	$ 2,500.00
4610 - Background Checks	$ 1,200.00	$ 50.00		$ 50.00	$ 1,150.00
4700 - Building Maintenance	$ 3,000.00	$ 643.79		$ 643.79	$ 2,356.21
4800 - Uniforms	$ 3,000.00			$ -	$ 3,000.00
4900 - Vehicle Maint. & Repair	$ 13,306.74	$ 13,306.74		$ 13,306.74	$ -
5000 - Command Vehicle				$ -	$ -
5010 - Rescue/Medical				$ -	$ -
5020 - Fire Fighting				$ -	$ -
5030 - Boat				$ -	$ -
5040 - Building				$ -	$ -
5050 - Other				$ -	$ -
BUDGET ADJ				$ -	$ -
	$ 111,000.00	$ 43,046.08	$ 2,780.70	$ 45,826.78	$ 65,173.22

INVOICE

High Island Volunteer Fire Rescue
P.O. Box 144
High Island, Texas 77623

DATE SEPTEMBER 3, 2020
INVOICE # 2020-008

TO **Galveston County ESD #2**
930 Nobel Carl Dr
Crystal Beach, TX 77650

SALESPERSON	JOB	PAYMENT TERMS	DUE DATE
		Due on receipt	

LINE ITEM	DESCRIPTION	UNIT PRICE	LINE TOTAL
2820	Cameron Communications – EFT – Station phones/fax/internet	264.29 ✓	264.29
2830	Entergy – EFT - Electrical Fire Station	550.22 ✓	814.51
2840	Peninsula Waste - # 2617 – Garbage Service – Fire Station	110.00 ✓	924.51
2310	Sam's Club – Debit – Office Supplies	102.34 ✓	1,026.85
2820	Dish Network – # 2618 – Cable for Fire Station	135.53 ✓	1,162.38
2860	Charlotte Neichoy - # 2620 – Janitorial Services	120.00 ✓	1,282.38
4900	Stratton's - # 2621- Fleet Repairs	310.43 ✓	1,592.81
4200	County of Galveston - # 2622 – Fleet Fuel – July 2020	84.13 ✓	1,676.94
4700	Lowe's – Debit – Station Maintenance	19.36 ✓	1,696.30
2310	Sam's – Debit – Office Supplies	110.85 ✓	1,807.15

Grand Total **$1,807.15**

Make all checks payable to High Island Volunteer Fire Rescue
Thank you for your business!

HIGH ISLAND

Volunteer Fire/Rescue

P.O. Box 144, 2041 7th Street
High Island, Texas 77623
Phone (409) 286-5811 Fax (409) 286-5424

September 3, 2020

Galveston County ESD # 2
PO Box 1709
Crystal Beach, Texas 77650

Ref: Certification of expense reimbursement request

I, Katherine Isaacks, acting in my capacity as Treasurer, on behalf of High Island Volunteer Fire Rescue, Inc. do certify that the expense reimbursement request that is submitted for the amount of $1,807.15 is true and correct to the best of my knowledge, and has been processed in accordance with State and Federal guidelines governing expenditures of public funds, and has been authorized for submission to the Galveston County ESD # 2 by the High Island Volunteer Fire Rescue Inc. Board of Directors.

Katherine Isaacks
Signature

9-3-20
Date

High Island Budget Comparison 2019-2020

August 2020 Expenses

Revised 8/19/20

	BUDGET	ACTUAL Prior Month YTD	Current Month August '20	Total YTD	Budget Variance
2000 - Auditing Fees				$ -	$ -
2100 - Bookkeeping	$ 937.50	$ 937.50		$ 937.50	$ -
2110 - Support & Software				$ -	$ -
2200 Legal Fees	$ 1,200.00			$ -	$ 1,200.00
2310 - Office Supplies	$ 1,200.00	$ 574.52	$ 213.19	$ 787.71	$ 412.29
2320 - Office Equipment	$ 500.00	$ 41.46		$ 41.46	$ 458.54
2410 - Insurance - Accident & Sickness	$ 1,200.00	$ 1,102.00		$ 1,102.00	$ 98.00
2420 - Insurance - Bldg, Equip, & Gen Liab	$ 10,386.50	$ 10,362.00		$ 10,362.00	$ 24.50
2430 - Insurance - Auto/Boat	$ 6,672.00	$ 6,672.00		$ 6,672.00	$ -
2440 - Insurance Workers Comp	$ 768.00	$ 754.00		$ 754.00	$ 14.00
2500 - Travel				$ -	$ -
2550 - Fire Prevention				$ -	$ -
2700 - Dues & Subscriptions	$ 676.00	$ 676.00		$ 676.00	$ -
2710 - Safe D				$ -	$ -
2720 - License & Permits	$ 150.00	$ 124.00		$ 124.00	$ 26.00
2730 - Public Relations				$ -	$ -
2740 - Good of the Department				$ -	$ -
2750 - Billing Service Fees				$ -	$ -
2810 - Bldg Rent				$ -	$ -
2820 - Telephone & Communications	$ 4,500.00	$ 3,625.85	$ 399.82	$ 4,025.67	$ 474.33
2830 - Electricity	$ 5,000.00	$ 3,339.85	$ 550.22	$ 3,890.07	$ 1,109.93
2840 -Water/Garbage	$ 1,200.00	$ 950.00	$ 110.00	$ 1,060.00	$ 140.00
2850 - Propane				$ -	$ -
2860 - Janitorial/Yard Service	$ 2,200.00	$ 1,105.73	$ 120.00	$ 1,225.73	$ 974.27
2870 - Alarm Service				$ -	$ -
2900 - General & Administrative				$ -	$ -
3100 - Uncategorized				$ -	$ -
4000 - Firefighting / EMS Equipment				$ -	$ -
4050 - Equipment Maintenance	$ 2,500.00	$ 1,879.93		$ 1,879.93	$ 620.07
4100 - Equipment Repair	$ 1,500.00	$ 22.38		$ 22.38	$ 1,477.62
4200 - Fuel	$ 2,000.00	$ 1,517.15	$ 84.13	$ 1,601.28	$ 398.72
4300 - Radio Usage	$ 2,500.00	$ 2,160.00		$ 2,160.00	$ 340.00
4350 - Radio Repair	$ 3,000.00			$ -	$ 3,000.00
4400 - General & Administrative				$ -	$ -
4500 - Training	$ 2,050.00			$ -	$ 2,050.00
4600 - Medical Exams				$ -	$ -
4700 - Building Maintenance	$ 4,500.00	$ 2,056.05	$ 19.36	$ 2,075.41	$ 2,424.59
4800 - Uniforms	$ 1,500.00			$ -	$ 1,500.00
4900 - Vehicle Maint. & Repair	$ 15,500.00	$ 4,808.91	$ 310.43	$ 5,119.34	$ 10,380.66
5000 - Command Vehicle				$ -	$ -
5010 - Rescue/Medical				$ -	$ -
5020 - Fire Fighting				$ -	$ -
5030 - Boat (EMS Capital)		$ 1,340.00			$ -
5040 - Building				$ -	$ -
5050 - Other				$ -	$ -
	$ 71,640.00		**$ 1,807.15**	$ 44,516.48	$ 27,123.52

Crystal Beach Fire Department
P.O.Box 1350
930 Noble Carl Drive
Crystal Beach. TX 77650

July 31, 2020

Galveston County ESD #2

PO Box 1709

Crystal Beach, Texas

Ref: Certification of expense reimbursement request.

I, Dana Debenport acting in my capacity as Treasurer, on behalf of Crystal Beach Volunteer Fire Department

Rescue, do certify that the expense reimbursement request that is submitted of the amount of $ 9980.32

Is true and correct to the best of my knowledge, and has been processed in accordance with State and Federal Guidelines governing expenditures of public funds and has been authorized for submission to the Galveston County ESD #2 by Crystal Beach Volunteer Fire and Rescue, Board of Directors.

Signature

9-4-2020

Date

INVOICE

Crystal Beach Fire & Rescue
930 Noble Carl Dr.
Crystal Beach, Texas 77650

DATE: AUGUST 2020

TO Galveston County ESD #2
930 Noble Carl Dr.
Crystal Beach, TX 77650

SALESPERSON	JOB	PAYMENT TERMS	DUE DATE
		Due on receipt	

LINE ITEM	DESCRIPTION	UNIT PRICE	LINE TOTAL
2820	Southern Broadband		169.95
2830	Entergy		1336.81
2840	Bolivar Peninsula SUD		137.36
2840	Bolivar Peninsula SUD		153.77
2840	Peninsula Residential		110.00
2820	Vonage		395.65
4200	County of Galveston		21.43
4900	Siddon-Martin Emergency Group		7458.05
4900	Nederland Lawnmower		197.30
		SUBTOTAL	9980.32
		SALES TAX	
		TOTAL	9980.32

I attest that the following information is accurate to the best of my knowledge and has been authorized by the Board of Directors of Crystal Beach Fire Department.

_____

Crystal Beach Fire & Rescue

CRYSTAL BEACH VFD 2019-2020

August '20 Expenses

Revised 6.17.20

	BUDGET	ACTUAL			Budget Variance
		Prior Month YTD	Current Month Aug. '20	Total YTD	
2000 - Auditing Fees				$ -	$ -
2010 - Accountant Fees	$ 1,500.00			$ -	$ 1,500.00
2100 - Bookkeeping				$ -	$ -
2110 - Support & Software				$ -	$ -
2200 Legal Fees				$ -	$ -
2310 - Office Supplies	$ 1,000.00	$ 413.79		$ 413.79	$ 586.21
2320 - Office Equipment				$ -	$ -
2410 - Insurance - Accident & Sickness				$ -	$ -
2420 - Insurance - Bldg, Equip, & Gen Liab				$ -	$ -
2430 - Insurance - Auto/Boat				$ -	$ -
2440 - Insurance Workers Comp				$ -	$ -
2500 - Travel	$ 500.00			$ -	$ 500.00
2550 - Fire Prevention	$ 500.00			$ -	$ 500.00
2700 - Dues & Subscriptions	$ 200.00	$ 200.00		$ 200.00	$ -
2710 - Safe D				$ -	$ -
2720 - License & Permits	$ 200.00			$ -	$ 200.00
2730 - Public Relations				$ -	$ -
2740 - Good of the Department				$ -	$ -
2750 - Billing Service Fees				$ -	$ -
2810 - Bldg Rent				$ -	$ -
2820 - Telephone & Communications	$ 7,600.00	$ 5,603.73	$ 565.60	$ 6,169.33	$ 1,430.67
2830 - Electricity	$ 19,500.00	$ 10,417.60	$ 1,336.81	$ 11,754.41	$ 7,745.59
2840 -Water/Garbage	$ 5,600.00	$ 3,433.83	$ 401.13	$ 3,834.96	$ 1,765.04
2850 - Propane	$ 1,200.00	$ 72.25		$ 72.25	$ 1,127.75
2860 - Janitorial/Yard Service	$ 600.00	$ 420.00		$ 420.00	$ 180.00
2870 - Alarm Service				$ -	$ -
2900 - General & Administrative				$ -	$ -
4000 - Firefighting / EMS Equipment	$ 16,000.00	$ 15,033.27		$ 15,033.27	$ 966.73
4050 - Equipment Maintenance	$ 2,000.00			$ -	$ 2,000.00
4100 - Equipment Repair	$ 2,000.00			$ -	$ 2,000.00
4200 - Fuel	$ 2,000.00	$ 129.00	$ 21.43	$ 129.00	$ 1,871.00
4300 - Radio Usage	$ 3,000.00	$ 2,145.00		$ 2,145.00	$ 855.00
4350 - Radio Repair	$ 2,500.00			$ -	$ 2,500.00
4400 - General & Administrative				$ -	$ -
4500 - Training	$ 16,500.00			$ -	$ 16,500.00
4600 - Medical Exams				$ -	$ -
4700 - Building Maintenance	$ 2,000.00	$ 1,817.84		$ 1,817.84	$ 182.16
4800 - Uniforms				$ -	$ -
4900 - Vehicle Maint. & Repair	$ 15,000.00	$ 3,346.11	$ 7,655.35	$ 11,001.46	$ 3,998.54
5000 - Command Vehicle				$ -	
5010 - Rescue/Medical				$ -	
5020 - Fire Fighting				$ -	
5030 - Boat				$ -	
5040 - Building				$ -	
5050 - Other				$ -	
				$ -	
	$ 99,400.00	$ 43,032.42	$ 9,980.32	$ 52,991.31	$ 46,408.69

Exhibit G

TEXAS FIRST BANK
Helping Texans Build Texas®
www.texasfirst.bank
3000 FM 1764 • La Marque, TX 77568-2452

Return Service Requested

00006069-0020319-0001-0003-TIMR8006040831207115

6069
GALVESTON COUNTY EMERGENCY SERVICES
DISTRICT NO 2
PO BOX 1575
CRYSTAL BEACH TX 77650-1575

TELEPHONE BANKING
(409) 945-9889 (281) 538-2226
(855) 355-8321

CUSTOMER SERVICE
(409) 948-1993

Account Number: 10026680
Date 08/31/20
Enclosures: 25

EM

AA-PUBLIC FUNDS GALVESTON COUNTY EMERGENCY SERVICE **Acct 10026680**

Summary of Activity Since Your Last Statement

	Beginning Balance	8/01/20	89,843.93	
	Deposits / Misc Credits	22	174,991.55	
	Withdrawals / Misc Debits	39	166,590.41	
**	Ending Balance	8/31/20	98,245.07	**
	Service Charge		.00	
	Average Balance		109,689	
	Enclosures		25	

	Total for this period	Total year-to-date
Total Overdraft Fees	$.00	$.00
Total Returned Item Fees	$.00	$.00

Deposits and Other Credits

Date	Amount	Activity Description
8/03	753.38	Galves1xxx0908/TaxNew2019 ESD #2
8/04	1,291.78	Galves1xxx0908/TaxNew2019 ESD #2
8/04	2,012.51	ADP Tax/ADP Tax K7OFX 5398248VV GALVESTON COUNTY EMERG
8/06	224.03	ADP PAYROLL FEES/ADP - FEES 662805176350745 Galveston County Emerg
8/06	224.03	ADP PAYROLL FEES/ADP - FEES 662805176350746 Galveston County Emerg
8/06	732.34	Galves1xxx0908/TaxNew2019 ESD #2
8/10	20.83	ADP PAYROLL FEES/ADP - FEES 662805176685875 Galveston County Emerg
8/11	901.28	Galves1xxx0908/TaxNew2019 ESD #2
8/11	1,577.60	Galves1xxx0908/TaxNew2019 ESD #2
8/12	1,532.86	Galves1xxx0908/TaxNew2019 ESD #2
8/13	420.30	Galves1xxx0908/TaxNew2019 ESD #2
8/14	374.30	Galves1xxx0908/TaxNew2019 ESD #2
8/14	158,198.15	CPA STATE FISCAL/INV-PAYMTS

00006069-0020319-0001-0003-TIMR8006040831207115(00006069)-000020321

00006069-0020319-0001-0003-TIMR8006040831207115(00006069)-000020321

TEXAS FIRST BANK
Helping Texans Build Texas®
www.texasfirst.bank
3000 FM 1764 • La Marque, TX 77568-2452
Return Service Requested

TELEPHONE BANKING
(409) 945-9889 (281) 538-2226
(855) 355-8321

CUSTOMER SERVICE
(409) 948-1993

GALVESTON COUNTY EMERGENCY SERVICES
DISTRICT NO 2
PO BOX 1575
CRYSTAL BEACH TX 77650-1575

Account Number: 10026680

Deposits and Other Credits

Date	Amount	Activity Description
		32052690065000 GALVESTON CO ESD
8/17	656.93	Galves1xxx0908/TaxNew2019 ESD #2
8/18	201.83	Galves1xxx0908/TaxNew2019 ESD #2
8/19	211.64	Galves1xxx0908/TaxNew2019 ESD #2
8/20	3,889.62	Deposit
8/20	622.01	Galves1xxx0908/TaxNew2019 ESD #2
8/21	119.21	Galves1xxx0908/TaxNew2019 ESD #2
8/24	386.82	Galves1xxx0908/TaxNew2019 ESD #2
8/26	57.18	Galves1xxx0908/TaxNew2019 ESD #2
8/26	582.92	Galves1xxx0908/TaxNew2019 ESD #2

Debits and Other Withdrawals

Date	Amount	Activity Description
8/04	1,159.12	Beam-Premium/ePay
		TX03560 GALVESTON COUNTY ESD 2
8/06	14,062.35	ADP Tax/ADP Tax
		K7OFX 5423089VV GALVESTON COUNTY EMERG
8/06	44,266.56	ADP WAGE PAY/WAGE PAY
		695081518419OFX GALVESTON COUNTY EMERG
8/07	150.00	ADP PAYROLL FEES/ADP - FEES
		2ROFX 5856400 Galveston County Emerg
8/11	141.91	ADP Tax/ADP Tax
		K7OFX 080717A02 GALVESTON COUNTY EMERG
8/11	594.42	ADP WAGE PAY/WAGE PAY
		649052732456OFX GALVESTON COUNTY EMERG
8/13	1,181.29	AMERICAN FUNDS/INVESTMENT
		000000054821838 GALVESTON COUNTY EMERG
8/14	185.79	ADP PAYROLL FEES/ADP - FEES
		2ROFX 0235764 Galveston County Emerg
8/19	1,275.84	AFLAC/INSURANCE
		J1B26730462 GALVESTON COUNTY ESD#2
8/20	15,029.46	ADP Tax/ADP Tax
		K7OFX 082117A01 GALVESTON COUNTY EMERG
8/20	44,063.06	ADP WAGE PAY/WAGE PAY
		615073346562OFX GALVESTON COUNTY EMERG

00006069-0020321-0002-0003-TIMR800604083120711 5(00006069)-000020323

00006069-0020321-0002-0003-TIMR800604083120711 5(00006069)-000020323

TEXAS FIRST BANK
Helping Texans Build Texas®
www.texasfirst.bank
3000 FM 1764 • La Marque, TX 77568-2452
Return Service Requested

TELEPHONE BANKING
(409) 945-9889 (281) 538-2226
(855) 355-8321

CUSTOMER SERVICE
(409) 948-1993

GALVESTON COUNTY EMERGENCY SERVICES
DISTRICT NO 2
PO BOX 1575
CRYSTAL BEACH TX 77650-1575

6069

Account Number: 10026680

Debits and Other Withdrawals

Date	Amount	Activity Description
8/21	126.53	ADP PAYROLL FEES/ADP - FEES 2ROFX 2006984 Galveston County Emerg
8/24	295.61	AMERICAN FUNDS/INVESTMENT 000000054821838 GALVESTON COUNTY EMERG
8/28	183.21	ADP PAYROLL FEES/ADP - FEES 2ROFX 2560748 Galveston County Emerg
8/31	14,897.23	HEALTH CARE SERV/OBPPAYMT 2566861967 PENINSULA EMERGENCY ME

Checks

Date	Check No	Amount	Date	Check No	Amount	Date	Check No	Amount
8/05	2424	125.00	8/27	2457	211.30	8/24	2471	2,016.90
8/04	2445*	102.58	8/25	2459*	90.00	8/31	2472	15.00
8/07	2449*	32.00	8/24	2460	235.39	8/26	2473	120.00
8/26	2450	500.00	8/26	2462*	937.67	8/26	2474	196.99
8/26	2452*	1,957.86	8/31	2467*	25.50	8/25	2476*	1,349.94
8/26	2454*	9,417.96	8/25	2468	256.95	8/26	2478*	500.00
8/20	2455	2,128.42	8/25	2469	515.38	8/24	2479	214.55
8/24	2456	4,289.42	8/26	2470	450.00	8/24	2480	3,289.22

* indicates a break in check number sequence

Daily Balance Summary

Date	Balance	Date	Balance	Date	Balance
8/03	90,597.31	8/12	38,480.63	8/21	139,184.23
8/04	92,639.90	8/13	37,719.64	8/24	129,229.96
8/05	92,514.90	8/14	196,106.30	8/25	127,017.69
8/06	35,366.39	8/17	196,763.23	8/26	113,577.31
8/07	35,184.39	8/18	196,965.06	8/27	113,366.01
8/10	35,205.22	8/19	195,900.86	8/28	113,182.80
8/11	36,947.77	8/20	139,191.55	8/31	98,245.07



08/20/2020 $3,889.62



08/26/2020 2454 $9,417.96



08/26/2020 2462 $937.67



08/05/2020 2424 $125.00



08/20/2020 2455 $2,128.42



08/31/2020 2467 $25.50



08/04/2020 2445 $102.58



08/24/2020 2456 $4,289.42



08/25/2020 2468 $256.95



08/07/2020 2449 $32.00



08/27/2020 2457 $211.30



08/25/2020 2469 $515.38



08/26/2020 2450 $500.00



08/25/2020 2459 $90.00



08/26/2020 2470 $450.00



08/26/2020 2452 $1,957.86



08/24/2020 2460 $235.39



08/24/2020 2471 $2,016.90

00006069-0020323-0003-0003-TIMR8006040831207115(00006069)-000020325

00006069-0020323-0003-0003-TIMR8006040831207115(00006069)-000020325



08/31/2020 2472 $15.00



08/24/2020 2480 $3,289.22



08/26/2020 2473 $120.00



08/26/2020 2474 $196.99



08/25/2020 2476 $1,349.94



08/26/2020 2478 $500.00



08/24/2020 2479 $214.55

TEXAS FIRST BANK
Helping Texans Build Texas®
www.texasfirst.bank
3000 FM 1764 • La Marque, TX 77568-2452

Return Service Requested

00006597-0023487-0001-0003-TIMR8006040831207115

6597
GALVESTON COUNTY EMERGENCY SERVICES
DISTRICT NO 2
BILLING REVENUE
PO BOX 1575
CRYSTAL BEACH TX 77650-1575

TELEPHONE BANKING
(409) 945-9889 (281) 538-2226
(855) 355-8321

CUSTOMER SERVICE
(409) 948-1993

Account Number: 10227569
Date 08/31/20
Enclosures: 1

EM

PUBLIC FUNDS GALVESTON COUNTY EMERGENCY SERVICE Acct 10227569

Summary of Activity Since Your Last Statement

	Beginning Balance	8/01/20	162,125.27	
	Deposits / Misc Credits	8	7,012.27	
	Withdrawals / Misc Debits	0	.00	
**	Ending Balance	8/31/20	169,137.54	**
	Service Charge		.00	
	Average Balance		165,193	
	Enclosures		1	

	Total for this period	Total year-to-date
Total Overdraft Fees	$.00	$.00
Total Returned Item Fees	$.00	$.00

Deposits and Other Credits

Date	Amount	Activity Description
8/07	87.55	TMHP/HCCLAIMPMT TRN*1*051976590*1999746608*999999999~ 401627101 TMHP PAYMT 00051976590
8/07	1,413.99	NOVITAS/HCCLAIMPMT TRN*1*804474881*1205296137~ 1245795590 GALVESTON CTY EMER SCV
8/17	469.67	NOVITAS/HCCLAIMPMT TRN*1*804525814*1205296137~ 1245795590 GALVESTON CTY EMER SCV
8/20	2,182.61	Deposit
8/20	850.21	NOVITAS/HCCLAIMPMT TRN*1*804551438*1205296137~ 1245795590 GALVESTON CTY EMER SCV
8/21	525.79	TMHP/HCCLAIMPMT TRN*1*052020859*1999746608*999999999~ 401627101 TMHP PAYMT 00052020859
8/26	1,217.45	NOVITAS/HCCLAIMPMT

00006597-0023487-0001-0003-TIMR8006040831207115(00006597)-000023489

00006597-0023487-0001-0003-TIMR8006040831207115(00006597)-000023489

TEXAS FIRST BANK
Helping Texans Build Texas©
www.texasfirst.bank
3000 FM 1764 • La Marque, TX 77568-2452
Return Service Requested

TELEPHONE BANKING
(409) 945-9889 (281) 538-2226
(855) 355-8321

CUSTOMER SERVICE
(409) 948-1993

GALVESTON COUNTY EMERGENCY SERVICES
DISTRICT NO 2
BILLING REVENUE
PO BOX 1575
CRYSTAL BEACH TX 77650-1575

6597

Account Number: 10227569

Deposits and Other Credits

Date	Amount	Activity Description
		TRN*1*804584230*1205296137~
		1245795590 GALVESTON CTY EMER SCV
8/28	265.00	TMHP/HCCLAIMPMT
		TRN*1*052044399*1999746608*999999999~
		401627101 TMHP PAYMT 00052044399

Daily Balance Summary

Date	Balance	Date	Balance	Date	Balance
8/07	163,626.81	8/20	167,129.30	8/26	168,872.54
8/17	164,096.48	8/21	167,655.09	8/28	169,137.54

00006597-0023489-0002-0003-TIMR80060408...7115(00006597)-000023491

00006597-0023489-0002-0003-TIMR80060408312071 15(00006597)-000023491

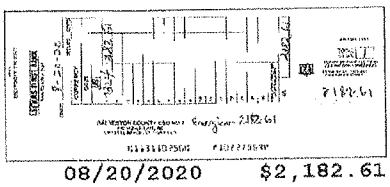

08/20/2020 $2,182.61

00006597-0023491-0003-0003-TIMR8006040831207115(00006597)-000023493

00006597-0023491-0003-0003-TIMR8006040831207115(00006597)-000023493

TEXAS FIRST BANK
Helping Texans Build Texas
www.texasfirst.bank
3000 FM 1764 • La Marque, TX 77568-2452
Return Service Requested

TELEPHONE BANKING
(409) 945-9889 (281) 538-2226
(855) 355-TFB1 (8321)

BOOKKEEPING
(409) 948-1993

TEXAS FIRST BANK
3000 FM 1764
LA MARQUE, TEXAS 77568

(409) 948-1993 0000

TEXAS FIRST BANK SEPTEMBER 08, 2020

GALVESTON COUNTY EMERGENCY SERVICES
DISTRICT NO 2
PO BOX 1575
CRYSTAL BEACH TX 77650-1575

OFFICER: BCZ
ACCT TYPE: 045

ACCOUNT: 10026680

ACCOUNT ANALYSIS STATEMENT
CYCLE ENDING AUGUST 31, 2020 FOR 31 DAYS

==========BALANCE ANALYSIS==========

AVERAGE DAILY LEDGER BALANCE		109,689.98
ADJUSTED AVERAGE COLLECTED BALANCE		109,689.98
LESS: LEGAL RESERVE - DDA	(10.0000%)	10,969.00
AVERAGE AVAILABLE BALANCE		98,720.98
BALANCE EARNINGS ALLOWANCE	(.3500%)	29.35
GROSS ACCOUNT EARNINGS		29.35

==========ANALYSIS SUMMARY==========

GROSS ACCOUNT EARNINGS	29.35
LESS: TOTAL SERVICES PROVIDED	41.23
ACCOUNT EXCESS/DEFICIT	11.88-
AMOUNT CHARGED	11.88

TEXAS FIRST BANK
Helping Texans Build Texas
www.texasfirst.bank
3000 FM 1764 • La Marque, TX 77568-2452
Return Service Requested

TELEPHONE BANKING
(409) 945-9889 (281) 538-2226
(855) 355-TFB1 (8321)

BOOKKEEPING
(409) 948-1993

TEXAS FIRST BANK

ACCOUNT NO: 10026680 GALVESTON COUNTY

SERVICE SUMMARY

SERVICES PROVIDED	AMT/VOLUME	UNIT PRICE	TOTAL CHG	COLL BAL REQ
ACCOUNT SERVICES				
ACCOUNT MAINTENANCE-DDA	1	20.0000	20.00	74,756.71
TOTAL ACCOUNT SERVICES			20.00	74,756.71
DEPOSIT SERVICES				
CREDITS/DEPOSITS	1	.4000	.40	1,495.13
ITEMS DEPOSITED-NON LOCAL	3	.1500	.45	1,682.03
TOTAL DEPOSIT SERVICES			.85	3,177.16
DISBURSEMENT SERVICES				
DEBITS/CHECKS PAID	24	.2000	4.80	17,941.61
TOTAL DISBURSEMENT SERVICES			4.80	17,941.61
ACH SERVICES				
DEBITS-ACH/ELECTRONIC	15	.2000	3.00	11,213.51
CREDITS-ACH/ELECTRONIC	21	.2000	4.20	15,698.91
TOTAL ACH SERVICES			7.20	26,912.42
SPECIAL SERVICES				
BALANCE ASSESSMENT	1	.0900	8.38	31,323.06
TOTAL SPECIAL SERVICES			8.38	31,323.06
TOTAL			41.23	154,110.96

ACCOUNT HISTORY

MO/YR	AVERAGE LEDGER	AVERAGE COLLECTED	TOTAL SERVICES	EARN RATE	NET POSITION
07/20	143,535	143,535	45.82	.5000%	9.04
06/20	155,333	155,333	47.19	.5000%	10.26
05/20	227,606	227,606	49.90	.5000%	37.09
04/20	171,031	171,031	47.30	.5000%	15.96
03/20	321,115	321,115	203.45	.5000%	80.72-
02/20	597,615	597,615	74.83	.7500%	245.67
01/20	422,856	422,856	68.92	.9500%	238.14
12/19	388,060	388,060	63.31	.9500%	218.49
11/19	375,949	375,949	69.41	.9500%	194.78
10/19	241,850	241,850	53.64	.9500%	121.98
09/19	305,625	305,625	55.21	1.0500%	182.17
08/19	304,620	304,620	60.98	1.0500%	183.51

GSASSOC@SWBELL.NET
georgiaosten@gcesdn2.org
Galveston County Emergency Service District No 2
TIN# 46-2996141
Attn: George Strong or Georgia Osten

Date: August 31, 2020

SUBJECT: TOTAL DEPOSITS vs TOTAL COLLATERAL

TOTAL PROJECTED DEPOSITS AT TEXAS FIRST BANK

DEPOSITS:		
Total Demand Deposits:		$267,382.61
LESS FDIC COVERAGE Demand		($250,000.00)
		$17,382.61
Total Savings-Time-NOW Deposits:		$2,484.86
LESS FDIC COVERAGE SV-Time		($250,000.00)
		($247,515.14)
	Total	($230,132.53)
110% OF DEPOSITS not covered		$19,120.87

COVERAGE:

TOTAL PLEDGED SECURITY	$474,347.90	
BOOK VALUE	$506,770.56	
MARKET VALUE	$545,745.31	
Market Value		$545,745.31
EXCESS COLLATERAL		$526,624.44

PREPARED BY: Amanda Tinnin
amanda.tinnin@texasfirstbank.com
409-978-2250

TEXAS FIRST BANK
TEXAS CITY, TX

Pledge Security Listing

August 31, 2020

ID	CUSIP	Description	Safekeeping Location	Safekeeping Receipt	Coupon	Maturity Date	Call Date	Moody	S&P	Fitch	ASC 320	Face Amount	Current Par	Current Book Value	Market Value	Gain(Loss)
13135-Galveston County Emergency Services District No 2																
187	31403DHA0	FN #745525	Frost Bank		5.50	05/01/2021		AAA	AA+	AAA	HTM	1,162,500	1,790.02	1,790.06	1,796.35	6.29
311	3128MMJK0	FHLMC #G18265	Frost Bank -		5.50	07/01/2023		AAA	AA+	AAA	AFS	1,000,000	12,557.88	12,546.93	13,096.14	549.21
1194	50707LJA7	LAGO VISTA TX	Frost Bank		4.00	02/15/2025		NR	AA	NR	HTM	460,000	460,000.00	492,433.57	530,852.82	38,419.25
	Total for 13135-Galveston County Emergency Services District No 2											**2,622,500**	**474,347.90**	**506,770.56**	**545,745.31**	**38,974.75**

Although the information in this report has been obtained from sources believed to be reliable, its accuracy cannot be guaranteed.

TexSTAR

GALVESTON COUNTY ESD NO 2
ATTN GEORGE STRONG
PO BOX 1575
CRYSTAL BEACH TX 77650-1575

MONTHLY STATEMENT OF ACCOUNT

ACCOUNT: 0841611110

ACCOUNT NAME: GENERAL FUND ACCOUNT

STATEMENT PERIOD: 08/01/2020 - 08/31/2020

TEXSTAR MONTHLY SUMMARY: THE AVERAGE MONTHLY RATE WAS 0.1645%. THE AVERAGE WEIGHTED AVERAGE MATURITY WAS 29 DAYS AND THE NET ASSET VALUE FOR 8/31/20 WAS 1.000190.

MONTHLY ACTIVITY DETAIL

TRANSACTION DATE	DESCRIPTION	CONFIRMATION NUMBER	TRANSACTION AMOUNT	BALANCE
	BEGINNING BALANCE			208,319.68
08/31/2020	MONTHLY POSTING	9999888	29.09	208,348.77
	ENDING BALANCE			208,348.77

MONTHLY ACCOUNT SUMMARY

BEGINNING BALANCE	208,319.68
TOTAL DEPOSITS	0.00
TOTAL WITHDRAWALS	0.00
TOTAL INTEREST	29.09
ENDING BALANCE	208,348.77
AVERAGE BALANCE	208,319.68

ACTIVITY SUMMARY (YEAR-TO-DATE)

ACCOUNT NAME	DEPOSITS	WITHDRAWALS	INTEREST
GENERAL FUND ACCOUNT	100,000.00	0.00	649.70

IF YOU HAVE ANY QUESTIONS, PLEASE CONTACT TEXSTAR PARTICIPANT SERVICES AT 1-800-839-7827.

TSI..*15200*.0010724007.00606.02444.CNSTSL01.INVMTL.....JTL.....000003239

TexSTAR

GALVESTON COUNTY ESD NO 2
ATTN GEORGE STRONG
PO BOX 1575
CRYSTAL BEACH TX 77650-1575

MONTHLY STATEMENT OF ACCOUNT

ACCOUNT: 0841611890

ACCOUNT NAME: CAPITAL FUND

STATEMENT PERIOD: 08/01/2020 - 08/31/2020

TEXSTAR MONTHLY SUMMARY: THE AVERAGE MONTHLY RATE WAS 0.1645%. THE AVERAGE WEIGHTED AVERAGE MATURITY WAS 29 DAYS AND THE NET ASSET VALUE FOR 8/31/20 WAS 1.000190.

MONTHLY ACTIVITY DETAIL

TRANSACTION DATE	DESCRIPTION	CONFIRMATION NUMBER	TRANSACTION AMOUNT	BALANCE
	BEGINNING BALANCE			104,298.28
08/31/2020	MONTHLY POSTING	9999888	14.56	104,312.84
	ENDING BALANCE			104,312.84

MONTHLY ACCOUNT SUMMARY

BEGINNING BALANCE	104,298.28
TOTAL DEPOSITS	0.00
TOTAL WITHDRAWALS	0.00
TOTAL INTEREST	14.56
ENDING BALANCE	104,312.84
AVERAGE BALANCE	104,298.28

ACTIVITY SUMMARY (YEAR-TO-DATE)

ACCOUNT NAME	DEPOSITS	WITHDRAWALS	INTEREST
CAPITAL FUND	100,000.00	0.00	191.37

IF YOU HAVE ANY QUESTIONS, PLEASE CONTACT TEXSTAR PARTICIPANT SERVICES AT 1-800-839-7827.

TSL.*15300*.0010724007.00607.02445.CNSTSL01.INVMTL.....JTL.....000003317

TexSTAR

GALVESTON COUNTY ESD NO 2
ATTN GEORGE STRONG
PO BOX 1575
CRYSTAL BEACH TX 77650-1575

MONTHLY STATEMENT OF ACCOUNT

ACCOUNT: 0841654140

ACCOUNT NAME: EMERGENCY FUND

STATEMENT PERIOD: 08/01/2020 - 08/31/2020

TEXSTAR MONTHLY SUMMARY: THE AVERAGE MONTHLY RATE WAS 0.1645%. THE AVERAGE WEIGHTED AVERAGE MATURITY WAS 29 DAYS AND THE NET ASSET VALUE FOR 8/31/20 WAS 1.000190.

MONTHLY ACTIVITY DETAIL

TRANSACTION DATE	DESCRIPTION	CONFIRMATION NUMBER	TRANSACTION AMOUNT	BALANCE
	BEGINNING BALANCE			1,020,249.79
08/31/2020	MONTHLY POSTING	9999888	142.56	1,020,392.35
	ENDING BALANCE			1,020,392.35

MONTHLY ACCOUNT SUMMARY

BEGINNING BALANCE	1,020,249.79
TOTAL DEPOSITS	0.00
TOTAL WITHDRAWALS	0.00
TOTAL INTEREST	142.56
ENDING BALANCE	1,020,392.35
AVERAGE BALANCE	1,020,249.79

ACTIVITY SUMMARY (YEAR-TO-DATE)

ACCOUNT NAME	DEPOSITS	WITHDRAWALS	INTEREST
EMERGENCY FUND	0.00	0.00	4,496.11

IF YOU HAVE ANY QUESTIONS, PLEASE CONTACT TEXSTAR PARTICIPANT SERVICES AT 1-800-839-7827.

TSL.*15410*.0010724007.00808.02446.CNSTSL01.INVMTL.....JTL.....000003318

9.14.20

GCESD#2 SALES AND PROPERTY TAX COLLECTIONS, FY 2019-2020 WITH PRIOR YEAR TOTALS

Fiscal Year	FY2013-14	FY2014-15	FY2015-16	FY2016-17	FY2017-18	FY2018-19			FY2019-20			PRIOR YEAR MTH		PRIOR YEARS YTD	
	Totals	Totals	Totals	Total	Total	Sales	Property	Total	Sales	Property	Total				
October	$819.08	$78,800.11	$83,339.76	$101,715.51	$185,055.27	$102,165.00	$39,135.49	$141,300.49	$95,163.00	$7,282.19	$102,445.19	-$38,855.30	-27%	-$38,855.30	73%
November	$95,382.53	$154,501.60	$162,098.15	$187,715.58	$349,813.73	$78,259.00	$112,962.20	$191,221.20	$100,593.00	$118,878.27	$219,471.27	$28,250.07	115%	-$10,605.23	97%
December	$194,062.83	$279,753.73	$319,064.65	$327,508.49	$646,573.14	$77,929.00	$218,646.40	$296,575.40	$88,470.00	$335,106.63	$423,576.63	$127,001.23	143%	$116,396.00	119%
January	$210,846.94	$271,058.51	$310,841.32	$336,785.78	$647,627.10	$60,665.00	$406,955.04	$467,620.04	$83,508.00	$369,645.07	$453,153.07	-$14,466.97	97%	$101,929.03	109%
February	$183,253.58	$221,752.49	$215,178.67	$181,703.86	$396,882.53	$76,045.00	$111,438.54	$187,483.54	$67,700.07	$128,791.90	$196,491.97	$9,008.43	105%	$110,937.46	109%
March	$28,492.02	$60,902.27	$80,084.43	$85,307.69	$165,392.12	$60,408.00	$29,763.00	$90,171.00	$70,784.00	$24,990.00	$95,774.00	$5,603.00	106%	$116,540.46	108%
April	$12,653.67	$56,687.03	$74,501.24	$76,282.14	$150,783.38	$64,564.00	$20,352.00	$84,916.00	$69,268.00	$24,603.07	$93,871.07	$8,955.07	111%	$125,495.53	109%
May	$11,745.06	$86,231.81	$111,068.12	$110,530.36	$221,598.48	$108,336.00	$15,958.00	$124,294.00	$114,243.00	$16,605.52	$130,848.52	$6,554.52	5%	$132,050.05	108%
June	$75,875.14	$89,557.61	$103,275.51	$104,995.43	$208,270.94	$97,303.00	$25,523.00	$122,826.00	$98,751.00	$31,778.00	$130,529.00	$7,703.00	6%	$139,753.05	108%
July	$82,891.56	$111,714.13	$121,205.19	$111,530.20	$232,735.39	$123,539.00	$20,713.40	$144,252.40	$136,823.00	$22,529.42	$159,352.42	$15,100.02	10%	$154,853.07	108%
August	$92,706.58	$116,225.30	$128,803.84	$130,003.97	$258,807.81	$136,988.00	$9,132.96	$146,120.96	$158,198.00	$8,647.59	$166,845.59	$20,724.63	14%	$175,577.70	109%
September	$96,611.57	$118,596.83	$118,612.76	$125,936.52	$244,549.28	$139,651.00	$3,516.68	$143,167.68	$119,013.00						
Average Monthly Sales & Property Tax Received	$90,445.05	$137,148.45	$152,339.47	$156,667.96	$309,007.43	$83,821.00	$84,508.05	$178,329.06							
YEARLY TOTALS	$1,085,340.56	$1,645,781.42	$1,828,073.64	$1,880,015.53	$3,708,089.17	$1,125,852.00	$1,014,096.71	$2,139,948.71			$2,291,371.73				

Treasurer's Report. September 2020

9/16/20 7:49 AM

From: George Strong <georgestrong@gcesd2.org>

To: "georgiaosten@gcesd2.org" <georgiaosten@gcesd2.org>, George Strong <georgestrong@gcesd2.org>

As of today we have $143,584 in our general bank account and $199,055 in our billing account. $2,484 was in our bank savings account. Our TexSTAR accounts showed $1,020,392 for emergencies, $104,312 for capital and $208,342 in the general fund.

We received $119,513 in September for sales tax and $8,646 in property tax for August.

We will have several budget amendments.

We will approve our 2020-2021budget and set the tax rate at our meeting and transfer $50,000 from our Billing account to our checking account.

George Strong, Treasurer

Sent from my iPhone , 713-526-3606

Exhibit H

Galveston County Emergency Services District #2
Budget Amendment Request Form

Department Entity Name: High Island Volunteer Fire Rescue Date: 08/31/2020

Explanation: Transfer of existing monies from left over line item funds to be placed on line items that are needed to continue to operate for the remainder of Fiscal Year 2019- - 2020 – Page 1 of 2

Previous Notice date provided to ESD#2: N/A

For ESD #2 Use Only
Budget Amendment #: HI-008
Fiscal Year: 2019-20
Approval Date:

Budget Amendment Request Approved by Requesting Department Entity Board Date: (Prior to ESD #2 Board consideration)

Does this Budget Amendment Request include any funding outside of the Department/Entity original approved ESD #2 Fiscal Year budget? Yes ____ No XX

If "Yes" please indicate the source and amount: N/A

(1) Cost Center Fund Name		(2) Identifying Line Item Number	(3) Current FY Budget (start of FY)	(4) Budget Amendment Increase/Decrease	(5) Amount of Outside Funding Added (If Any)	(6) Amended Budget Line Item Amount
Budget line item(s) to be reduced						
A.)	Legal Fees	2200	$1,200.00	$1,200.00 – Decrease	N/A	$0.00
B.)	Office Supplies	2310	$1,200.00	$412.29 – Decrease	N/A	$0.00
C.)	Office Equipment	2320	$500.00	$458.54 - Decrease	N/A	$0.00
D.)	Insurance – Accident/Sickness	2410	$1,200.00	$98.00 – Decrease	N/A	$0.00
E.)	Insurance – Bldg, Equip, & Gen Lib	2420	$10,386.50	$24.50 – Decrease	N/A	$0.00
Final (line item to be increased) below						
A.)						
B.)						
C.)						
D.)						
E.)						

Column Explanation

1. **Cost Center Name**- Within each budget those **bold** line item names
2. **Identifying Line Item Number**- Individual line item number on each row of ESD #2 approved FY budget
3. **Current FY Budget** - Line item amount authorized by the ESD #2 Board
4. **Budget Amendment Increase/Decrease**- Amount the "Source" line item is to be reduced; and the "Final" line item is to be increased
5. **Amount of Outside Funding Added**- Funding to be added to the Department/Entity budget not internally available- Funding provided by an outside source
6. **Amended Budget Line Item Amount**- Requested amended line item amount if amendment request is approved for both the "source" and "final" line items

APPROVAL

Daryl Saunders

DATE

Galveston County Emergency Services District #2
Budget Amendment Request Form

Department Entity Name: High Island Volunteer Fire Rescue **Date:** 08/31/2020

Explanation: Transfer of existing monies from left over line item funds to be placed on line items that are needed to continue to operate for the remainder of Fiscal Year 2019- - 2020 – Page 2 of 2

Previous Notice date provided to ESD#2: N/A

For ESD #2 Use Only
Budget Amendment #:
Fiscal Year:
Approval Date:

Budget Amendment Request Approved by Requesting Department Entity Board Date: (Prior to ESD #2 Board consideration)

Does this Budget Amendment Request include any funding outside of the Department/Entity original approved ESD #2 Fiscal Year budget? Yes ____ **No** XX

If "Yes" please indicate the source and amount: N/A

(1) Cost Center Fund Name		(2) Identifying Line Item Number	(3) Current FY Budget (start of FY)	(4) Budget Amendment Increase/Decrease	(5) Amount of Outside Funding Added (If Any)	(6) Amended Budget Line Item Amount
Budget line item(s) to be reduced						
A.)	License & Permits	2720	$150.00	$26.00 – Decrease	N/A	$0.00
B.)	Radio Usage	4300	$2,500.00	$340.00 – Decrease	N/A	$0.00
C.)	Radio Repairs	4350	$3,000.00	$3,000.00 - Decrease	N/A	$0.00
D.)	Training	4500	$2,050.00	$2,050.00 – Decrease	N/A	$0.00
E.)	Uniforms	4800	$1,500.00	$1,500.00 - Decrease	N/A	$0.00
Final (line item to be increased) below						
A.)	Building Maintenance	4700	$4,500.00	$986.00 - Increase	N/A	$5,486.00
B.)	Vehicle Maint. & Repairs	4900	$15,500.00	$8,123.33 - Increase	N/A	$23,623.33
C.)						
D.)						
E.)						

Column Explanation

1. **Cost Center Name**- Within each budget those **bold** line item names
2. **Identifying Line Item Number**- Individual line item number on each row of ESD #2 approved FY budget
3. **Current FY Budget** - Line item amount authorized by the ESD #2 Board
4. **Budget Amendment Increase/Decrease**- Amount the "Source" line item is to be reduced; and the "Final" line item is to be increased
5. **Amount of Outside Funding Added**- Funding to be added to the Department/Entity budget not internally available- Funding provided by an outsidesource
6. **Amended Budget Line Item Amount**- Requested amended line item amount if amendment request isapproved for both the "source" and "final" line items

Exhibit I

HdL Companies

September 9, 2020

Board of Commissioners
Galveston County Emergency Service District 2
DougSaunders@gcesd2.org

Re: Proposal for Sales Tax Administrative Services

Dear Mr. Saunders and Commissioners:

Our proposal for services is attached for your review. We are grateful for the opportunity to propose our services to the Galveston County ESD 2, and we look forward to the potential opportunity to work with you all.

Please do not hesitate to contact me if you have any questions or require any additional information.

Regards,

Richard Fletcher
Vice President of Client Services & Operations

HdL Companies

Sales Tax Administrative Services

Proposal

September 9, 2020

Galveston County ESD 2

Austin Office
8700 Manchaca Rd, Suite 106
Austin, TX 78748
512.906.0429

Houston Office
9821 Katy Fwy, Suite 440
Houston, TX 77024
713.481.6975

Qualifications

Company History

HdL, previously operating as Sales Tax Assurance in Texas, has provided sales tax audit and information services to local Texas governments since 2007. The firm's team of professionals has extensive expertise in Texas sales and use tax. Our local government clients have realized tens of millions of dollars in recovered sales tax revenue from our work in Texas alone. All work and services provided will be completed by staff at our offices in Austin and Houston.

HdL monitors an annual sales tax base of over $5 billion on behalf of clients that includes some of the most complex industrial, e-commerce, inventory/delivery, and out-of-state sales and use tax issues. Our team has over one hundred thirty (130) years of combined experience working with Texas local governments on sales tax monitoring and more than ninety (90) years of experience working inside the Texas Comptroller of Public Accounts' (TCPA) operations. This experience provides unmatched credibility in interactions with TCPA personnel and unique insights in interpreting information provided by the TCPA. Sales tax audit and recovery requires special skills and techniques that are materially different from standard financial audit processes. HdL utilizes proprietary software and analytical processes refined for this specialized audit application. HdL's error discovery, tax recovery and enhancement techniques are the most comprehensive of any company providing similar services.

Approach and Methodologies, The HdL Advantage

Our sales tax review and screening process is structured, analytical, scalable, and automated to deal with a complicated and constantly changing set of data for a jurisdiction. Sales tax occurs in a dynamic environment with sales tax generating from taxpayers located both inside and outside the District (Telecommunications, Waste Management, Online Sales, Construction Services, etc.). New businesses are constantly opening or beginning to provide taxable goods or services to the District while other businesses are closing. Our process analyzes the many layers of the sales tax collection and payment process. Our experience, knowledge and understanding of internal data sourcing, generation, and production within the TCPA's operations has allowed us to develop proprietary software, research processes and analytical techniques to identify errors and omissions. We employ state-of-the-art database and data processing resources and an experienced team of professional researchers. Utilizing virtual canvassing both inside and outside the District, we screen, process, and analyze data monthly. This provides the most comprehensive multi-point review in the industry and outperforms standard physical canvassing alone.

Once a potential error is identified, it is critical to have an experienced, analytical team to conduct the research and follow through with the resolution process. Detailed knowledge of Texas sales tax statutes and TCPA administrative rules, as well as how data is generated and produced from within the TCPA, is crucial to understanding and resolving reporting issues. Our staff has extensive

experience working with the TCPA and directly with taxpayers. We have the credibility and requisite knowledge of where to go and with whom to discuss issues inside the TCPA and the understanding and sensitivity to work directly with taxpayers in a professional and respectful manner.

In addition to compliance review and recovery services, we take pride in client consultation and reporting tools that provide insight into specific taxpayers, industries, economic development areas, budget and forecast, and legislative and regulatory policy. We proactively communicate noteworthy findings and are available to attend meetings as needed. There is no limitation on the amount of consultation we provide to our clients.

We believe HdL is the company uniquely qualified to provide comprehensive sales tax consulting services for your District.

Key Personnel

Richard Fletcher, Vice President of Client Services and Operations. Richard joined the company in 2014. As Vice President, he is responsible for HdL's day-to-day business operations in Texas, which includes sales, marketing, client support, research, and financial operations. Richard has more than sixteen years' experience providing financial management services to Texas local governments.

Paula Barr, Director of Client Services. Paula joined the company in 2016 and oversees Client Services. She has been an ESD Commissioner for twelve years and is a member of SAFE-D's Board of Directors. She has extensive experience providing client support in the financial services industry and in Texas local government.

Jon Granberry, Research Supervisor. Jon joined the company in 2012. He supervises the company's research team, oversees the data acquisition and data management processes and supervises the analysts/researchers involved in the errors and omissions discovery and resolution processes.

Price Proposal

Sales Tax Report & Consultation Fee
Report and consultation fee includes monthly access to Sales Tax Analysis Report Service (STAR-Summary) through online portal access, *unlimited* consultation on taxpayers or general sales tax matters, as well as assistance with budget and forecast as needed. The fee for this service is $3,600/Yr. Sample reports are available on request.

Sales Tax Audit & Recovery Fee
An audit and recovery fee of 35% will be billed in those situations where our work results in sales tax revenue improvements to the District from recovered, future, or increased taxes. Recovered taxes are taxes incorrectly paid to another jurisdiction which are subsequently re-allocated to the District as a result of HdL recommendations or work. Future taxes are taxes received by the District as a result of HdL finding and fixing errors which result in taxes received going forward from the error correction. Increased taxes are taxes received by the District as a result of HdL finding and fixing errors which result in an increase in tax received above historic levels from the point of error correction. Audit and recovery fees for future or increased taxes are limited to a 24- month billing period from the date the District first realizes the sales tax improvement. Incorrectly received tax review service is included at no additional charge.

HdL Companies

Galveston Co Esd 2 - Sales Tax Net Payment Trend

	FISCAL YEAR				
	2016	2017	2018	2019	2020
Jan	$ 58,786	$ 64,141	$ 61,545	$ 60,665	$ 83,508
Feb	$ 75,235	$ 71,875	$ 67,516	$ 76,046	$ 67,700
Mar	$ 59,233	$ 57,865	$ 237,356	$ 60,409	$ 70,784
Apr	$ 63,204	$ 68,417	$ 61,038	$ 64,565	$ 69,269
May	$ 100,907	$ 98,008	$ 106,224	$ 108,336	$ 114,244
Jun	$ 79,080	$ 84,256	$ 81,733	$ 97,304	$ 98,752
Jul	$ 108,198	$ 103,630	$ 131,098	$ 123,540	$ 136,823
Aug	$ 121,215	$ 125,297	$ 127,132	$ 136,989	$ 158,198
Sep	$ 113,838	$ 124,895	$ 129,899	$ 139,651	$ 119,013
Oct	$ 90,839	$ 71,810	$ 102,165	$ 95,164	
Nov	$ 90,802	$ 78,183	$ 78,259	$ 100,594	
Dec	$ 67,364	$ 61,077	$ 77,929	$ 88,471	
YEAR	**$ 1,028,700**	**$ 1,009,453**	**$ 1,261,894**	**$ 1,151,732**	**$ 918,291**
YoY Change		**-1.9%**	**25.0%**	**-8.7%**	**na**

Change: FY '20/'19			
Month		Year-to-Date	
$	%	$	YTD %
$ 22,843	37.7%	$ 22,843	37.7%
$ (8,346)	-11.0%	$ 14,498	10.6%
$ 10,375	17.2%	$ 24,873	12.6%
$ 4,704	7.3%	$ 29,577	11.3%
$ 5,907	5.5%	$ 35,484	9.6%
$ 1,448	1.5%	$ 36,932	7.9%
$ 13,283	10.8%	$ 50,216	8.5%
$ 21,209	15.5%	$ 71,425	9.8%
$ (20,638)	-14.8%	$ 50,787	5.9%

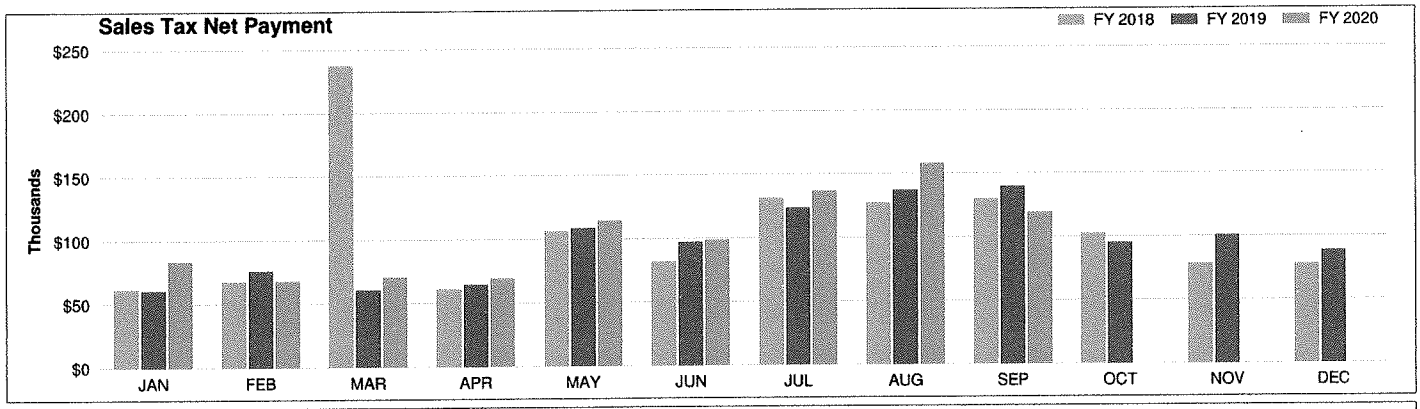

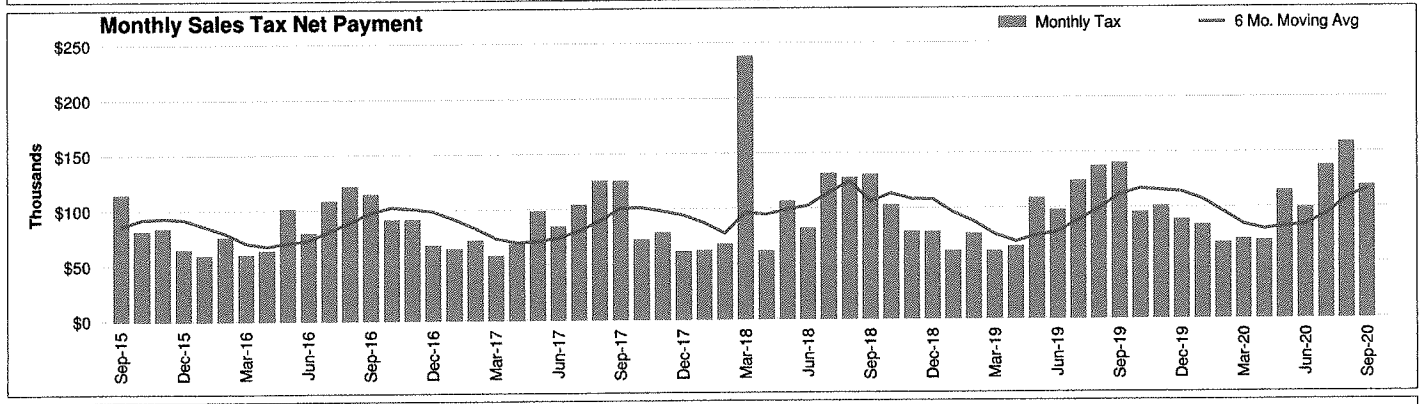

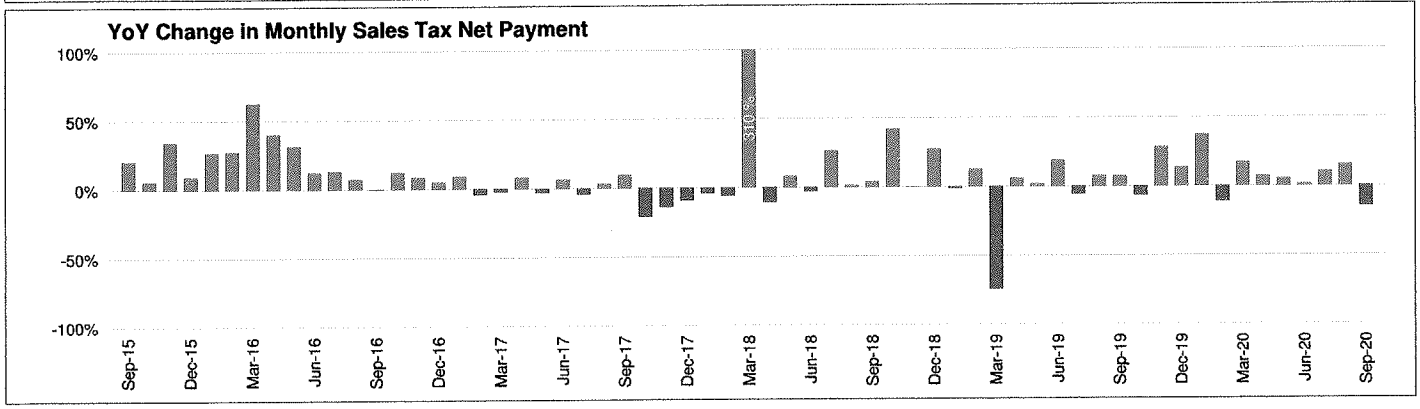

© 2020 All Rights Reserved

Data Source: Texas Comptroller of Public Accounts

HdL Companies

HdL Companies

Galveston Co Esd 2

SALES TAX PAYMENT DETAIL REPORT

Tax Rate = 2.000%

PERIOD	Current Prd Collections	Prior Prd Collections	Future Prd Collections	Audit Collections	SLT Collections	Unidentified	Total Collections	Service Fee	Current Retained	Prior Retained	Net Payment
01/2018	59,873	2,640	234	64	-	7	62,818	1,256	1,231	1,215	61,545
02/2018	66,785	2,220	-	7	-	7	69,018	1,380	1,353	1,231	67,516
03/2018	52,586	3,261	-	189,861	-	26	245,734	4,915	4,816	1,353	237,356
04/2018	54,875	3,439	204	14	-	8	58,540	1,171	1,147	4,816	61,038
05/2018	105,904	3,381	5	106	-	13	109,409	2,188	2,144	1,147	106,224
06/2018	80,341	2,239	-	275	-	15	82,870	1,657	1,624	2,144	81,733
07/2018	113,030	21,406	286	41	-	50	134,813	2,696	2,642	1,624	131,098
08/2018	128,112	1,264	179	32	-	36	129,623	2,592	2,541	2,642	127,132
09/2018	127,591	1,770	3,196	35	-	17	132,610	2,652	2,599	2,541	129,899
10/2018	100,016	1,105	588	1,949	-	14	103,671	2,073	2,032	2,599	102,165
11/2018	82,405	(3,057)	-	9	-	13	79,370	1,587	1,556	2,032	78,259
12/2018	76,250	3,227	20	10	-	15	79,523	1,590	1,559	1,556	77,929
01/2019	58,107	3,331	81	18	-	7	61,544	1,231	1,206	1,559	60,665
02/2019	72,988	3,977	-	949	-	11	77,925	1,559	1,527	1,206	76,046
03/2019	57,212	3,798	-	293	-	7	61,309	1,226	1,202	1,527	60,409
04/2019	60,682	4,694	286	299	-	15	65,976	1,320	1,293	1,202	64,565
05/2019	109,689	1,462	1	292	-	13	111,457	2,229	2,185	1,293	108,336
06/2019	97,816	550	308	345	-	23	99,041	1,981	1,941	2,185	97,304
07/2019	121,766	4,317	210	299	-	21	126,612	2,532	2,482	1,941	123,540
08/2019	135,606	3,361	-	1,064	-	22	140,053	2,801	2,745	2,482	136,989
09/2019	132,191	7,044	3,321	(36)	-	31	142,551	2,851	2,794	2,745	139,651
10/2019	104,597	674	23	(9,128)	-	12	96,179	1,924	1,885	2,794	95,164
11/2019	97,299	5,082	-	389	-	8	102,779	2,056	2,014	1,885	100,594
12/2019	77,548	10,767	1,090	298	307	11	90,021	1,800	1,764	2,014	88,471
01/2020	77,934	6,440	41	283	410	6	85,115	1,702	1,668	1,764	83,508
02/2020	75,107	(7,140)	75	299	403	11	68,755	1,375	1,348	1,668	67,700
03/2020	61,006	10,515	815	(383)	337	9	72,300	1,446	1,417	1,348	70,784
04/2020	64,197	5,557	120	382	367	26	70,649	1,413	1,385	1,417	69,269
05/2020	106,135	11,336	-	(727)	755	14	117,512	2,350	2,303	1,385	114,244
06/2020	83,472	16,270	9	9	659	6	100,425	2,009	1,968	2,303	98,752

Data Source:
Texas Comptroller of Public Accounts

HdL Companies

07/2020	137,991	956	156	351	944	16	140,415	2,808	2,752	1,968	136,823
08/2020	155,533	3,725	1,414	(89)	1,253	20	161,855	3,237	3,172	2,752	158,198
09/2020	118,941	513	7	249	877	30	120,617	2,412	2,364	3,172	119,013

Data Source:
Texas Comptroller of Public Accounts

CONSULTING SERVICES AGREEMENT

THIS AGREEMENT is made by and between HdL COMPANIES, whose mailing address is 8700 Manchaca Rd., Suite 106, Austin, TX 78748, hereinafter referred to as "HDL" and the GALVESTON COUNTY EMERGENCY SERVICES DISTRICT NO. 2, whose mailing address is P.O. BOX 1575, CRYSTAL BEACH, TX 77650, hereinafter referred to as "CLIENT."

WHEREAS, CLIENT desires to engage HDL, as an independent contractor, to provide CLIENT consulting services for the administration of its sales and use tax and;

WHEREAS, HDL desires to consult with CLIENT to assist CLIENT with its sales and use tax administration;

NOW, THEREFORE, it is agreed as follows:

1. Term. The respective duties and obligations of the Agreement parties shall be for a period of twelve (12) months, commencing on October 1, 2020 (Commencement Date). The Agreement automatically renews in Twelve (12) month increments unless terminated in accordance with Section 10. Any renewals of this agreement are subject to appropriation by the CLIENT.

2. Consulting Services. HDL will provide, for all sales tax rate areas of CLIENT, consulting services as defined in Exhibit I.

A. Incorrectly Received Tax Research Services Authorization. HDL's Consulting Services have the potential to identify businesses which have reported, are reporting, or could report significant sales or use tax in error to CLIENT. Identification and correction of incorrectly reported tax could lead to CLIENT returning incorrectly received tax. CLIENT (authorizes _____) (does not authorize_____) HDL to conduct incorrectly received tax research. With authorization to conduct incorrectly received tax research HDL will initiate corrective actions without prior consultation with CLIENT and will keep CLIENT informed of any potential repayments.

B. Additional Services. CLIENT may request HDL provide additional consulting services at any time during the term of the Agreement. If CLIENT and HDL mutually agree on the scope of the additional consulting, then HDL will provide those services on a Time and Materials basis, or otherwise, as the parties agree. Hourly rates will vary depending on the scope and structure of the work and the personnel required. Any additional consulting services shall be agreed in writing by the parties prior to any services being performed. HDL will invoice monthly any fees and expenses for additional consultation services.

3. Report & Consultation Fee. A report and consultation fee of three thousand six hundred dollars ($3,600.00) is due and payable for the twelve (12) month period of the Agreement on the Commencement Date of the Agreement.

4. Commission Fee. HDL is due a commission fee only if HDL work or recommendations made during the term of this Agreement, or any extensions thereof, resulted in Recovered, Future, or Increased Taxes actually being received by CLIENT. Any commissions earned during the Agreement or extensions thereof survive termination of the Agreement and CLIENT's commission fee obligations remain until paid.

A. Definitions.

(1) **Recovered Taxes.** Recovered Taxes are taxes incorrectly paid to another jurisdiction which are, as a result of HDL recommendations or work, subsequently re-allocated to CLIENT; or are taxes that were not collected and paid to CLIENT for historical periods but are subsequently paid as a result of HDL recommendations or work.

(2) **Future Taxes.** Future Taxes are taxes received by CLIENT as a result of HDL finding and fixing errors which result in taxes received forward from the error correction.

(a) An error correction can result in both Recovered Taxes and Future Taxes.

(3) **Increased Taxes.** Increased Taxes are taxes received by CLIENT as a result of HDL finding and fixing errors which result in an increase in taxes received above historic levels from the point of error correction.

B. Commission Fees. Commission fees are calculated based on the sales and use tax specific businesses or individuals reported to the Texas Comptroller of Public Accounts (TCPA) and were allocated to CLIENT and are documented by data and reports received from the TCPA.

(1) **Recovered Taxes Commission.** HDL is due a commission of thirty-five percent (35%) of Recovered Taxes.

(2) **Future Taxes Commission.** HDL is due a commission of thirty-five percent (35%) of Future Taxes received by the CLIENT for a period of twenty-four (24) months, which period begins upon CLIENT's first receipt of the correct Future Taxes.

(3) **Increased Taxes Commission.** HDL is due a commission of thirty-five percent (35%) of Increased Taxes received by the CLIENT for a period of twenty-four (24) months, which period begins upon CLIENT's first receipt of the correct Increased Taxes.

C. Commission Fees Determinations. Commissions fees due are determined and invoiced on quarterly basis, based on the commencement date.

D. Commission Refund. If HDL received commissions based on Taxes that are subsequently found to have been incorrectly paid to CLIENT and which Taxes are subsequently re-allocated from CLIENT or CLIENT is required to return those taxes to the TCPA, HDL will return or credit to CLIENT any commissions related to those taxes. HDL and CLIENT agree to negotiate a mutually agreeable commission repayment schedule on a case-by-case basis.

E. Commission Period Shortened. If certain Future Taxes or Increased Taxes cease as a result of annexation of CLIENT's territory, CLIENT's obligations to pay commissions to HDL which are based upon Future Taxes or Increased Taxes from the annexed territory cease on the effective date of the annexation.

F. Cooperation after Termination. CLIENT agrees to cooperate and to provide HDL necessary authorizations or provide HDL access to reports or information necessary to allow HDL to calculate its commission fees for the Recovered Taxes, Future Taxes and/or Increased Taxes until such time as CLIENT's obligations for those are complete.

5. Expenses. Expenses incurred by HDL in providing services in Exhibit I are the responsibility of HDL. If approved in advance in writing by CLIENT, HDL shall be reimbursed for any expenses, including travel, incurred by HDL beyond the scope of services included in Exhibit I. HDL shall invoice those approved expenses quarterly and they are due on receipt of invoice.

6. Client Obligations.

A. Authorizations.

(1) **Information.** CLIENT authorizes HDL to request, receive and discuss tax information, whether or not confidential, related to CLIENT from the Texas Comptroller of Public Accounts (TCPA) officials, from County or other appraisal district officials and any other individuals or parties who are or may be obligated to collect sales and use tax on behalf of CLIENT. CLIENT authorizes HDL to initiate, request and to represent CLIENT in any discussions or reviews with parties obligated to collect sales and use tax on behalf of CLIENT but in no circumstance may these actions be construed to be, or HDL represent that HDL is an employee of CLIENT. CLIENT agrees and understands that the Texas Comptroller of Public Accounts has the exclusive authority and responsibility to administer and collect sales and use taxes on behalf of CLIENT and agrees that in retaining HDL, CLIENT is not delegating any of its responsibilities or authority to administer and enforce its sales and use taxes.

(2) **Transmission of Confidential Information.** CLIENT will designate a person or location (CONTACT POINT) to whom or which HDL is authorized to transmit CLIENT specific reports and information, some of which may be confidential. CLIENT acknowledges that on receipt of any confidential information from HDL, CLIENT assumes responsibility for assuring compliance with Section 9A. CLIENT will

designate who is authorized to establish and/or change the CONTACT POINT and will communicate it or any change in CONTACT POINT in writing to HDL.

B. Map. CLIENT will provide HDL a detailed map of CLIENT's jurisdiction boundaries and its sales tax boundaries, if different from its jurisdiction boundaries. If CLIENT cannot provide a detailed map and if CLIENT requests HDL will arrange for one to be made and the costs for the map will be billed to CLIENT.

C. Coordination. CLIENT will designate a person to serve as the coordination point for CLIENT with HDL for sales/use tax issues related to CLIENT and who will be available to discuss with and provide HDL information, in a timely manner, to resolve questions related to CLIENT's jurisdiction boundaries. CLIENT agrees HDL will be the principal communications point related to sales tax between CLIENT and the TCPA and businesses and agrees to refer all contacts from the TCPA or businesses related to sales tax to HDL.

D. Boundary Changes. CLIENT will promptly notify HDL of any annexations or de-annexations of its territory or of any other jurisdiction boundary changes during the term of this Agreement.

7. Copyrights and License. HDL retains all the rights, title and interest in to the processes, procedures, software, ideas, and know-how, whether patentable, copyrightable or proprietary that HDL may develop or utilize in performing services for CLIENT. HDL grants CLIENT a non-exclusive license to reproduce for CLIENT's sole internal use and benefit any copyrighted materials provided by HDL to CLIENT under the Agreement as long as the copyright mark and any confidentiality notices, if applicable, are not removed in the copying process.

8. Data Source and Accuracy. In performing services under this Agreement HDL will rely on data and information from the Texas Comptroller of Public Accounts (TCPA) and potentially other public and private sources. In relying on such data and information HDL will exercise reasonable due diligence as to its accuracy; however HDL makes no warranties or representations as to its accuracy.

9. Parties Document Retention and Confidentiality Obligations. HDL, its principals, employees, agents, contractors and associates agree to maintain confidential, for a period of 5 years or any other period as required by statute, any information marked or designated as confidential by CLIENT or received for CLIENT'S benefit, and agree to destroy, at the written request of the CLIENT, all such documents and any other documents obtained by HDL on CLIENT's behalf, whether or not confidential, within 30 days of termination of this Agreement or in accordance with CLIENT'S records retention policy, whichever period of time is longer. CLIENT, its officers, employees, associates, agents or contractors agree, except as required by the Texas Open Records Act or other legal process, to maintain confidential any HDL contacts disclosed to CLIENT, any proprietary analytical methods, procedures or any software disclosed to and/or used on behalf of CLIENT.

A. CLIENT and HDL acknowledge certain data received from the TCPA and utilized by HDL in providing services under this Agreement is made confidential by Texas Tax Code, ¶ 321.3022, 322.2022, 323.2022, as applicable, and may be used only for the purpose of economic forecasting and internal audit. Unauthorized distribution or disclosure of confidential information by an individual or employee of a company or an officer or employee of a government agency is punishable by six (6) months in jail and a $1,000 fine (Texas Government Code ¶ 552.352). CLIENT agrees any confidential information provided CLIENT by HDL will be maintained confidential and will not be utilized in any manner inconsistent with the law. HDL agrees it will not use confidential information in any manner other than for providing services to CLIENT for CLIENT's internal audit and economic forecasting.

10. Termination. This Agreement may be terminated during its initial term by CLIENT for cause if HDL is or has not fulfilled its obligations in Exhibit I, has been notified in writing HDL is in material breach of the Agreement and HDL has not corrected the breach within 30 days of notice. This Agreement may be terminated after the initial twelve (12) month term by either party by giving ninety (90) days' written notice to the other party at the address above or at an address chosen subsequent to the execution of this Agreement and communicated in writing. If CLIENT terminates this Agreement before a term's expiration, HDL will not refund any retainer fee paid to HDL. If HDL terminates this Agreement prior to a term's expiration, HDL will return to CLIENT, pro-rata, the portion of the retainer fee paid to HDL based upon the proportionate number of days remaining in the Agreement period for which the prior payment was due, but any payments due HDL as defined in Section 4 continue until fulfilled.

11. Dispute Resolution. If a dispute arises out of this Agreement, and if the dispute cannot be settled through negotiation, the parties agree first to try in good faith to settle the dispute by mediation before resorting to arbitration, litigation, or some other dispute resolution procedure. The fees for the mediation will be borne equally by the parties.

12. General Provisions.

A. Fee Payments. Fee payments are governed by Texas Government Code, Title 10, Subtitle F, Chapter 2251 - Payment for Goods and Services.

B. Non-Waiver. It is expressly understood and agreed that, in the execution of this Agreement, neither party waives, nor shall be deemed hereby to waive, any immunity or defense that would otherwise be available to it against claims arising in the exercise of its rights pursuant to the Texas Tort Claims Act or other applicable statute, law, rule, or regulation.

C. Assignment; No Third-Party Beneficiaries. This Agreement shall bind and benefit the Parties hereto. This Agreement shall be for the sole and exclusive benefit of the Parties hereto and their legal successors and assigns and shall not be construed to confer any rights upon any third party.

D. Choice of Law and Venue. This Agreement shall be governed by and interpreted in accordance with laws of the State of Texas, without giving effect to any conflict-of-laws provisions. Venue shall be in the County of Texas in which CLIENT is located.

E. Insurance. HDL will maintain general business liability insurance of not less than $1,000,000 from an A+ or better carrier and will provide CLIENT a Certificate of Insurance on request.

F. Notices. All notices and other communications required or permitted hereunder or necessary or convenient in connection herewith shall be in writing and shall be deemed to have been given when hand delivered, sent by facsimile or electronic mail with evidence of receipt, sent by reputable overnight courier with signature of recipient required or mailed by registered or certified mail, as follows (provided that notice of change of address shall be deemed given only when received):

If to HDL to: HdL Companies
8700 Manchaca Rd., Suite 106
Austin, Texas 78748
Attention: Richard Fletcher

If to CLIENT to: Galveston County Emergency Services District No. 2
P.O. Box 1575
Crystal Beach, Tx 77650
Attention:

or to such other names or addresses as HDL or CLIENT, as the case may be, shall designate by notice to each other person entitled to receive notices in the manner specified in this Section.

G. Counterparts. This Agreement shall become binding when any one or more counterparts hereof, individually or taken together, shall bear the signatures of CLIENT and HDL. This Agreement may be executed in two or more counterparts, each of which shall be deemed to be an original as against any Party whose signature appears thereon, but all of which together shall constitute but one and the same instrument.

13. Boycotting Israel. As required by Chapter 2270, Texas Government Code, HDL hereby verifies that it does not boycott Israel and will not boycott Israel through the term of this Agreement. For purposes of this verification, "Boycott Israel" means refusing to deal with, terminating business activities with, or otherwise taking any action that is intended to penalize, inflict economic harm on, or limit commercial relations specifically with Israel, or with a person or entity doing business in Israel or in an Israeli-controlled territory, but does not include an action made for ordinary business purposes.

14. No Business with Foreign Terrorist Organizations. As required by Subchapter F, Chapter 2252, Texas Government Code, HDL hereby verifies that it is not a company engaged in business with Iran, Sudan, or a foreign terrorist organization (as defined in Section 2252.151 (2), Texas Government Code) and that it is not on a list prepared and maintained by the Comptroller of Public Accounts of the State of Texas under Section 806.051, 807.051, or 2252.153, Texas Government Code.

IN WITNESS WHEREOF, the parties have hereunto executed this Agreement as of the dates set forth below.

GALVESTON COUNTY EMERGENCY SERVICES DISTRICT NO. 2

By:

Authorized Agent

Date:

HDL COMPANIES

By: Richard Fletcher

V.P. of Operations and Client Services

Date: September 9, 2020

Exhibit I
Sales/Use Tax Compliance Consulting Services

In providing CLIENT comprehensive sales/use tax review, compliance and recovery services HDL will:

1. Serve as the primary contact point for CLIENT with the TCPA and businesses collecting sales/use tax for benefit of CLIENT,
2. Provide coordination and information as appropriate with and to the TCPA and businesses in order for CLIENT to receive its correct sales/use tax payments,
3. Research and review businesses reporting sales tax to CLIENT to assure they should be and are collecting and paying sales tax appropriately to CLIENT,
4. Research new businesses established in CLIENT's locale and fix any not registered appropriately to collect sales tax for the District,
5. Develop the requisite information and work with certain out-of-jurisdiction services and sales providers to assure the appropriate tax is collected and reported for CLIENT,
6. Review monthly details of CLIENT's sales tax receipts and research any anomalies which could result in missing tax,
7. Provide CLIENT monthly a series of reports, individually or aggregated in a package, as listed below. HDL may from time-to-time include additional reports and, with the concurrence of CLIENT, eliminate reports which may no longer be useful.
    a. STS: a snapshot summary of several CLIENT sales tax metrics,
    b. MSTG: current and historical sales tax receipts and their change and trends,
    c. TOP100: Top 100 sales taxpayers in rank order with change from prior year,
    d. TOP 30: Top 30 sales taxpayers in rank order with aggregated total and change from prior year,
    e. MVAR: current month's sales tax collections variance contributor analysis,
    f. FYTDVAR: fiscal year-to-date sales tax collections variance contributor analysis,
    g. STPD: net sales tax payment detail and change from prior year,
    h. ISRD: sales tax from industry segments rank and distribution,
    i. ISRC: sales tax from industry segments ranked and change from prior year,
    j. IST: sales tax from top industry segments trends,
    k. STTG: a graphical report of CLIENT's month and year-to-date sales tax collections change compared with selected jurisdictions in CLIENT's County.
8. Provide CLIENT periodically a sales tax analysis update report including issues HDL is researching which have potential for additional sales tax revenue for CLIENT,
9. Provide special reports and analyses of issues not included in the above reports but are within the scope of the Agreement,
10. Provide CLIENT's governing officials and management consultations as appropriate.

GALVESTON COUNTY ESD NO. 2
P.O. BOX 1575
CRYSTAL BEACH, TX 77650

October 1, 2020

The Honorable Glenn Hegar
Texas Comptroller of Public Accounts
Post Office Box 13528, Capitol Station
Austin, Texas 78711-3528

Re: AUTHORIZATION TO RECEIVE INFORMATION
GALVESTON COUNTY EMERGENCY SERVICES DISTRICT NO. 2

Dear Mr. Hegar:

Please be advised that GALVESTON COUNTY EMERGENCY SERVICES DISTRICT NO. 2 (GVCESD2) has retained HdL COMPANIES (HdL) to provide GvCESD2 administrative assistance related to its sales and use tax. GvCESD2 hereby authorizes HDL, its principals, employees and associates, to discuss, request, and receive any data, reports, and information, including any that may be confidential, which GvCESD2 would normally be entitled to receive, and which are pertinent to GvCESD2 sales and use taxes. This authorization applies to the State of Texas Comptroller's Office and to any entities which collect taxes on behalf of GvCESD2. This authorization is effective on the date of this notification and continues three hundred sixty-five (365) days from the date of this notification unless cancelled, in writing, by GvCESD2.

Sincerely,

_____
Signature

_____
Printed Name

_____
Title

Cc: HdL Companies

GALVESTON COUNTY ESD NO. 2
P.O. BOX 1575
CRYSTAL BEACH, TX 77650

October 1, 2020

Re: AUTHORIZATION TO RECEIVE INFORMATION
GALVESTON COUNTY EMERGENCY SERVICES DISTRICT NO. 2

To whom it may concern:

Please be advised that GALVESTON COUNTY EMERGENCY SERVICES DISTRICT NO. 2 (GvCESD2) has retained HdL COMPANIES (HDL) to provide GvCESD2 administrative assistance related to its tax revenue. GvCESD2 hereby authorizes HDL, its principals, employees and associates to discuss, request, and receive any data, reports, and information, including any that may be confidential, which GvCESD2 would normally be entitled to receive, and which are pertinent to GvCESD2 property or sales taxes. This authorization is effective on the date of this notification and continues until cancelled, in writing, by GvCESD2.

Sincerely,

_____
Signature

_____
Printed Name

_____
Title

Cc: HdL Companies

GALVESTON COUNTY ESD NO. 2
P.O. BOX 1575
CRYSTAL BEACH, TX 77650

October 1, 2020

HdL COMPANIES
8700 MANCHACA RD., STE 106
AUSTIN, TX 78748

Re: CONTACT POINT FOR TRANSMITTAL OF INFORMATION

GALVESTON COUNTY EMERGENCY SERVICES DISTRICT NO. 2 (GvCESD2) authorizes HdL COMPANIES (HDL) to transmit information, some of which may be confidential, to the following:

CONTACT POINT NAME OR DESCRIPTION: _____
CONTACT POINT TITLE OR AFFILIATION: _____
CONTACT E-MAIL ADDRESS: _____

GvCESD2 authorizes HDL to change CONTACT POINT only when directed in writing from:
NAME: _____
TITLE: _____
E-MAIL ADDRESS: _____

Sincerely,

_____
Signature

_____
Printed Name

_____
Title

Exhibit J

Personnel Policy

Leave Time

Pg. 24

8.1 Definitions

Current policy

3. **Paid Time Off (PTO)**

PTO is leave time for sick leave or vacation leave in which the employee is compensated based on years worked and PTO hour accrued at their **regular straight time pay rate**.

8.2 PAID TIME OFF

Full-time employees who have completed three-hundred and (365) days of continuous employment are entitled to begin accruing Paid Time OFF (PTO) at the rate of one-hundred and twenty (120) hour per calendar year.

a. PTO is paid at the employee's base pay rate at the time. It does not include overtime or any special forms of compensation such as incentives, commissions, or bonuses.

Paid time off is currently being paid at straight time for forty-eight hours. The change would pay the employee as hours worked.

Example

Each medic base work hours are 48 hours; the district currently pays them straight time for the forty-eight hours which results in the employee losing $80.00 dollars

Example: When PT0 is used their pay is 48 hours x $20 per hour = $960

If working their pay is 40 x $20 per hour = $800 and 8 hours @ $30.00 = $240.00

with a total of $1,040.00 dollars.

Suggested change

Paid Time Off (PTO) will be counted toward hours worked for the purpose of performing overtime calculations.

The financial impact to this policy change would be $12,800 dollars for all employees

Exhibit K

MONTHLY DISTRICT MANGER MONTHLY REPORT AND EXECUTIVE SUMMARY SEPTEMBER 16TH, 2020

EMS CALLS

AUGUST 1ST TO 31ST
138 (48% TRANSPORT /38 % REFUSELS
YTD
876 CALLS 52% TRANSPORT /34% REFUSELS

Payroll for August 1st to 31st

Hourly & Salaried Employees $116,118.19
Fed Income Tax/SS/Medicare $21,605.83
Employee Benefit Cost - $11,424.94

EMS Billing

YTD- Gross $1,218,858.20 Collection $ 240,006.91

Recovery Rate 19%

*August –Gross $**156,350.00** Collection $**32,994.00***

Recover Rate 21%

Monthly Overview

VFIS issued payment for repairs to Squad 21 for damage's minus $1000.00 deductible.

Texas EMS license submitted and awaiting return. The FRO has been submitting to the state awaiting approval and start date for classes.

Quartermaster Position is currently vacant and will be filled in October.

VFD Responses

Top Stations by # of Incidents



Fleet Repairs

YTD $18,687.67 (35,000)
Monthly $ 154.06

Employee's

In the off season the current staffing plan will be evaluated and adjusted. Hiring one full time position as a vacation relief

Dr. Harkey on Sept. 8th evaluated the training record for August and 5 part-time employees were requested to be drop from the license and 3 additional employees warned.

August Payroll Summary

Hours and Earnings			Taxes	
Description	Hours	Amount	Tax	Amount
requency: Biweekly				
rtment: 100 - Staff				
rtment Month To Date (August): 100 - Staff				
ular	3,310.00	$57,846.00	FED FIT	$11,856.62
rtime	1,555.00	$42,245.25	FED SOCSEC	$6,248.96
mployee Pay	0.00	$912.00	FED MEDCARE	$1,461.45
onal	216.00	$3,690.00		$19,567.03
Sponsored Healthcare	0.00	$10,992.80		
Sponsored Dental	0.00	$796.00		
Sponsored Vision	0.00	$106.00		
	5,081.00	$104,693.25		
rtment: 300 - Supervisor				
rtment Month To Date (August): 300 - Supervisor				
ular	0.00	$10,370.76	FED FIT	$1,251.38
L NON-TAX	0.00	$95.84	FED SOCSEC	$638.17
VEL NON TAX	0.00	$958.34	FED MEDCARE	$149.25
Sponsored Healthcare	0.00	$549.64		$2,038.80
Sponsored Dental	0.00	$39.80		
Sponsored Vision	0.00	$5.30		
	0.00	$11,424.94		
requency Month To Date (August): Biweekly				
ular	3,310.00	$68,216.76	FED FIT	$13,108.00
rtime	1,555.00	$42,245.25	FED SOCSEC	$6,887.13
mployee Pay	0.00	$912.00	FED MEDCARE	$1,610.70
onal	216.00	$3,690.00		$21,605.83
L NON-TAX	0.00	$95.84		
VEL NON TAX	0.00	$958.34		
Sponsored Healthcare	0.00	$11,542.44		
Sponsored Dental	0.00	$835.80		
Sponsored Vision	0.00	$111.30		
	5,081.00	$116,118.19		
pany Month To Date (August):				
ular	3,310.00	$68,216.76	FED FIT	$13,108.00
rtime	1,555.00	$42,245.25	FED SOCSEC	$6,887.13
mployee Pay	0.00	$912.00	FED MEDCARE	$1,610.70
onal	216.00	$3,690.00		$21,605.83
L NON-TAX	0.00	$95.84		
VEL NON TAX	0.00	$958.34		
Sponsored Healthcare	0.00	$11,542.44		
Sponsored Dental	0.00	$835.80		
Sponsored Vision	0.00	$111.30		
	5,081.00	$116,118.19		

EMERGICON

168 Galveston 2

Executive Summary - 10/01/19 to 08/31/20

	Oct-19	Nov-19	Dec-19	Jan-20	Feb-20	Mar-20	Apr-20	May-20	Jun-20	Jul-20	Aug-20	Totals
Gross Charges	$83,876.00	$59,215.00	$12,200.00	$135,570.00	$77,559.00	$98,757.00	$73,509.00	$170,166.00	$168,600.00	$185,156.00	$156,350.20	$1,218,859.20
Cash Collections	($9,926.02)	($18,365.45)	($15,057.73)	($12,375.99)	($10,330.26)	($23,668.59)	($27,246.59)	($21,461.16)	($29,868.36)	($38,714.71)	($32,994.05)	($240,006.91)
Gross Charge/Txp	$2,045.76	$2,193.16	$2,440.00	$2,186.61	$2,096.19	$2,146.89	$1,966.73	$2,154.00	$2,180.78	$2,204.24	$2,233.67	$2,161.10
Cash/Txp (CPT)	$242.10	$680.20	$3,011.55	$199.61	$279.20	$514.53	$736.39	$271.66	$392.98	$460.89	$471.34	$425.54
Collection Rate	11.83%	31.01%	123.42%	9.13%	13.32%	23.97%	37.07%	12.61%	17.84%	20.91%	21.10%	19.69%
Payer Mix												
Medicare	39.0%	25.9%	20.0%	37.1%	37.8%	43.5%	29.7%	24.1%	25.0%	23.8%	22.9%	29.4%
Medicaid	4.9%	14.8%	0.0%	12.6%	2.7%	4.3%	13.5%	20.3%	7.6%	11.9%	12.9%	11.2%
Insurance	17.1%	18.5%	40.0%	24.2%	24.3%	26.1%	21.6%	22.8%	32.9%	36.9%	27.1%	26.8%
Private Pay	41.5%	40.7%	40.0%	25.8%	35.1%	23.9%	35.1%	31.6%	35.5%	27.4%	27.1%	31.4%
Level of Service												
ALS - Advanced Life Support A0427	73.17%	85.19%	60.00%	74.19%	59.46%	78.09%	45.95%	75.95%	72.37%	76.19%	72.88%	72.16%
ALS-2 Emergency A0433	2.44%	0.00	0.00	8.06%	16.22%	4.35%	8.11%	6.33%	6.58%	5.95%	6.71%	6.38%
BLS - Basic Life Support A0429	24.39%	14.81%	20.00%	17.74%	24.32%	19.57%	45.95%	17.72%	21.05%	17.86%	21.43%	21.45%
Level of Service Volume												
Total	41	27	5	62	37	46	37	79	76	84	70	564
ALS - Advanced Life Support A0427	30	23	4	46	22	35	17	60	55	64	51	407
ALS-2 Emergency A0433	1	0	0	5	6	2	3	5	5	5	4	36
BLS - Basic Life Support A0429	10	4	1	11	9	9	17	14	16	15	15	121
Ground Mileage A0425	583	500	73	1,006	561	751	496	1,145	1,216	1,252	1,078	8,664

Exhibit L

Galveston County Emergency Services No. 2
Balance Sheet
As of August 31, 2020

	Aug 31, 20
ASSETS	
Current Assets	
Checking/Savings	
6682 - TexStar Capital	104,312.84
6682 - TexStar Emergency	1,020,392.35
6682 - TexStar Savings Account	208,348.77
6680 · Checking Texas First	90,359.77
6681 · Savings - Texas First Bank	2,484.44
6683 · Texas First - Billing Rev. Acc.	169,137.54
Total Checking/Savings	1,595,035.71
Other Current Assets	
1110 · Property Taxes Receivable	34,113.00
1111 · Deferred Portion of Taxes Rec.	-34,113.00
1120 · Sales Tax Receivable	181,640.36
12100 · Inventory Asset	260.00
Total Other Current Assets	181,900.36
Total Current Assets	1,776,936.07
Fixed Assets	
1150 · Depreciable Assets	642,836.10
5031 · Zodiac	14,360.00
Total Fixed Assets	657,196.10
TOTAL ASSETS	**2,434,132.17**
LIABILITIES & EQUITY	
Liabilities	
Current Liabilities	
Other Current Liabilities	
1700 · Accrued Expenses	225,473.94
24000 · Payroll Liabilities	2,249.98
Total Other Current Liabilities	227,723.92
Total Current Liabilities	227,723.92
Total Liabilities	227,723.92
Equity	
Net Investment -Capital Assets	155,335.00
30000 · Opening Balance Equity	1,137,481.93
32000 · Retained Earnings	928,625.48
Net Income	-15,034.16
Total Equity	2,206,408.25
TOTAL LIABILITIES & EQUITY	**2,434,132.17**

Galveston County Emergency Services No. 2
Profit & Loss Budget vs. Actual
October 2019 through August 2020

	Oct '19 - Aug 20	Budget	$ Over Budget	% of Budget
Income				
1000 · Property Tax Collections	1,088,148.78	1,083,447.00	4,701.78	100.4%
1002 · Sales Tax Revenue	1,083,506.36	1,200,000.00	-116,493.64	90.3%
1004 · Emergency Service Billing	240,558.63	200,000.00	40,558.63	120.3%
1010 · Other Revenue	122,829.28	0.00	122,829.28	100.0%
1020 · Interest Income - Bank	10,367.66	0.00	10,367.66	100.0%
Total Income	2,545,410.71	2,483,447.00	61,963.71	102.5%
Gross Profit	2,545,410.71	2,483,447.00	61,963.71	102.5%
Expense				
2000 · Auditing	8,500.00	14,440.00	-5,940.00	58.9%
2010 · Accountant Fees	8,030.75	15,000.00	-6,969.25	53.5%
2100 · Bookkeeping	0.00	0.00	0.00	0.0%
2110 · Website Support/ Other Software	802.30	3,700.00	-2,897.70	21.7%
2200 · Legal Fees	23,813.07	27,000.00	-3,186.93	88.2%
2210 · Professional Fees Other	59.00	600.00	-541.00	9.8%
2250 · Medical Director Fees	0.00	6,000.00	-6,000.00	0.0%
2300 · Office Expenses	146.97	2,000.00	-1,853.03	7.3%
2320 · Office Equipment	377.39	2,000.00	-1,622.61	18.9%
2330 · Medical Supplies	0.00	0.00	0.00	0.0%
2420 · Insurance-Liability	400.00	2,700.00	-2,300.00	14.8%
2440 · Insurance - Workers Comp	0.00	1,574.00	-1,574.00	0.0%
2450 · Bond	0.00	0.00	0.00	0.0%
2500 · Travel Expense	0.00	3,000.00	-3,000.00	0.0%
2510 · Mileage reimbursement/tolls	12,000.00	12,000.00	0.00	100.0%
2610 · Payroll Taxes	9,426.97	30,301.20	-20,874.23	31.1%
2630 · Salary	157,778.21	177,200.00	-19,421.79	89.0%
2650 · Employee Medical/Benefits	0.00	7,200.00	-7,200.00	0.0%
2660 · Retirement	0.00	12,000.00	-12,000.00	0.0%
2700 · Dues and Subscriptions	1,540.68	1,900.00	-359.32	81.1%
2710 · Conferences	2,727.51	4,500.00	-1,772.49	60.6%
2820 · Telephone & Comm	1,200.00	1,200.00	0.00	100.0%
2920 · Tax Collection Expenses	4,651.30	6,200.00	-1,548.70	75.0%
2930 · County Appraisal Fees (CAD)	8,051.88	8,060.00	-8.12	99.9%
3010 · Crystal Beach VFD	51,323.52	99,400.00	-48,076.48	51.6%
3015 · CBVD Other Support	0.00	0.00	0.00	0.0%
3020 · High Island VFD	59,333.12	71,300.00	-11,966.88	83.2%
3030 · Port Bolivar VFD	48,815.80	111,000.00	-62,184.20	44.0%
3040 · EMS	1,777,586.62	2,074,100.00	-296,513.38	85.7%
5010 · Rescue/Medical	135,000.00	135,000.00	0.00	100.0%
5020 · Fire Fighting (PPE)	0.00	15,000.00	-15,000.00	0.0%
5030 · Rescue Boat	14,447.50	16,000.00	-1,552.50	90.3%
5060 · Ambulance Principal	234,432.28			
66000 · Payroll Expenses	0.00	0.00	0.00	0.0%
Total Expense	2,560,444.87	2,860,375.20	-299,930.33	89.5%
Net Income	**-15,034.16**	**-376,928.20**	**361,894.04**	**4.0%**

Galveston County Emergency Services No. 2
Check Detail
August 19 through September 30, 2020

Type	Num	Date	Name	Item	Account	Paid Amount	Original Amount
Check		**08/19/2020**			**6680 · Checking Tex...**		**-1,275.84**
					42650 · Employee Me...	-1,275.84	1,275.84
TOTAL						-1,275.84	1,275.84
Check		**08/20/2020**			**6680 · Checking Tex...**		**-15,029.46**
					42610 · Payroll Tax E...	-15,029.46	15,029.46
TOTAL						-15,029.46	15,029.46
Check		**08/20/2020**			**6680 · Checking Tex...**		**-44,063.06**
					42630 · Salary & Hour...	-44,063.06	44,063.06
TOTAL						-44,063.06	44,063.06
Check		**08/21/2020**			**6680 · Checking Tex...**		**-126.53**
					42640 · Payroll Services	-126.53	126.53
TOTAL						-126.53	126.53
Check		**08/24/2020**			**6680 · Checking Tex...**		**-295.61**
					42640 · Payroll Services	-295.61	295.61
TOTAL						-295.61	295.61
Check		**08/28/2020**			**6680 · Checking Tex...**		**-183.21**
					42640 · Payroll Services	-183.21	183.21
TOTAL						-183.21	183.21
Check		**08/31/2020**			**6680 · Checking Tex...**		**-14,897.23**
					42650 · Employee Me...	-14,897.23	14,897.23
TOTAL						-14,897.23	14,897.23
Check	**2450**	**08/19/2020**	**Joshua C. Heinz**		**6680 · Checking Tex...**		**-500.00**
					2200 · Legal Fees	-500.00	500.00
TOTAL						-500.00	500.00
Check	**2452**	**08/19/2020**	**Galveston Central A...**		**6680 · Checking Tex...**		**-1,957.86**
					2930 · County Apprais...	-1,957.86	1,957.86
TOTAL						-1,957.86	1,957.86
Check	**2453**	**08/19/2020**	**High Island VFD**		**6680 · Checking Tex...**		**-1,402.74**
					3020 · High Island VFD	-1,402.74	1,402.74
TOTAL						-1,402.74	1,402.74
Check	**2454**	**08/19/2020**	**Port Bolivar VFD**		**6680 · Checking Tex...**		**-9,417.96**
					3030 · Port Bolivar VFD	-9,417.96	9,417.96
TOTAL						-9,417.96	9,417.96
Check	**2455**	**08/19/2020**	**Crystal Beach VFD**		**6680 · Checking Tex...**		**-2,128.42**
					3010 · Crystal Beach ...	-2,128.42	2,128.42

Galveston County Emergency Services No. 2
Check Detail
August 19 through September 30, 2020

Type	Num	Date	Name	Item	Account	Paid Amount	Original Amount
TOTAL						-2,128.42	2,128.42
Check	**2456**	**08/19/2020**	**Siddons-Martin**		**6680 · Checking Tex...**		**-4,289.42**
					3010 · Crystal Beach ...	-4,289.42	4,289.42
TOTAL						-4,289.42	4,289.42
Check	**2457**	**08/19/2020**	**The Standard**		**6680 · Checking Tex...**		**-211.30**
					42650 · Employee Me...	-211.30	211.30
TOTAL						-211.30	211.30
Check	**2458**	**08/19/2020**	**Stericycle**		**6680 · Checking Tex...**		**-206.13**
					42330 · Medical Suppl...	-206.13	206.13
TOTAL						-206.13	206.13
Check	**2459**	**08/19/2020**	**Bearcom**		**6680 · Checking Tex...**		**-90.00**
					44100 · Equipment Re...	-90.00	90.00
TOTAL						-90.00	90.00
Check	**2460**	**08/19/2020**	**Kleen Supply Compa...**		**6680 · Checking Tex...**		**-235.39**
					42340 · Cleaning Sup...	-235.39	235.39
TOTAL						-235.39	235.39
Check	**2461**	**08/19/2020**	**Visa**		**6680 · Checking Tex...**		**-1,099.10**
					42310 · Office Supplies	-208.93	208.93
					42820 · Telephone & ...	-191.18	191.18
					42320 · Office Equipm...	-679.99	679.99
					2700 · Dues and Subs...	-19.00	19.00
TOTAL						-1,099.10	1,099.10
Check	**2462**	**08/19/2020**	**Visa**		**6680 · Checking Tex...**		**-937.67**
					2110 · Website Suppo...	-56.23	56.23
					44900 · Vehicle Maint....	-736.83	736.83
					42740 · Good of the D...	-120.00	120.00
					42310 · Office Supplies	-10.81	10.81
					2700 · Dues and Subs...	-13.80	13.80
TOTAL						-937.67	937.67
Check	**2463**	**08/19/2020**	**Galveston County A...**		**6680 · Checking Tex...**		**-1,203.07**
					44200 · Fuel	-1,203.07	1,203.07
TOTAL						-1,203.07	1,203.07
Check	**2464**	**08/19/2020**	**Christopher's Speed...**		**6680 · Checking Tex...**		**-207.00**
					44900 · Vehicle Maint....	-207.00	207.00
TOTAL						-207.00	207.00
Check	**2465**	**08/19/2020**	**Kent Alan Harkey M...**		**6680 · Checking Tex...**		**-1,500.00**
					42250 · Medical Direct...	-1,500.00	1,500.00
TOTAL						-1,500.00	1,500.00
Check	**2466**	**08/19/2020**	**GCM, The Big Store**		**6680 · Checking Tex...**		**-91.87**

Galveston County Emergency Services No. 2
Check Detail
August 19 through September 30, 2020

Type	Num	Date	Name	Item	Account	Paid Amount	Original Amount
					42740 · Good of the D...	-22.54	22.54
					42310 · Office Supplies	-69.33	69.33
TOTAL						-91.87	91.87
Check	**2467**	**08/19/2020**	**Pat's Discount Tires**		**6680 · Checking Tex...**		**-25.50**
					44900 · Vehicle Maint....	-25.50	25.50
TOTAL						-25.50	25.50
Check	**2468**	**08/19/2020**	**Coastal Welding**		**6680 · Checking Tex...**		**-256.95**
					44210 · Oxygen	-256.95	256.95
TOTAL						-256.95	256.95
Check	**2469**	**08/19/2020**	**Verizon**		**6680 · Checking Tex...**		**-515.38**
					42820 · Telephone & ...	-515.38	515.38
TOTAL						-515.38	515.38
Check	**2470**	**08/19/2020**	**RP Returns**		**6680 · Checking Tex...**		**-450.00**
					42330 · Medical Suppl...	-450.00	450.00
TOTAL						-450.00	450.00
Check	**2471**	**08/19/2020**	**Siddons-Martin**		**6680 · Checking Tex...**		**-2,016.90**
					44900 · Vehicle Maint....	-2,016.90	2,016.90
TOTAL						-2,016.90	2,016.90
Check	**2472**	**08/19/2020**	**Baptist Health Traini...**		**6680 · Checking Tex...**		**-15.00**
					44500 · Training	-15.00	15.00
TOTAL						-15.00	15.00
Check	**2473**	**08/19/2020**	**NAEMT**		**6680 · Checking Tex...**		**-120.00**
					44500 · Training	-120.00	120.00
TOTAL						-120.00	120.00
Check	**2474**	**08/19/2020**	**Frazer**		**6680 · Checking Tex...**		**-196.99**
					44900 · Vehicle Maint....	-196.99	196.99
TOTAL						-196.99	196.99
Check	**2475**	**08/19/2020**	**Winnie Dodge**		**6680 · Checking Tex...**		**-17.50**
					44900 · Vehicle Maint....	-17.50	17.50
TOTAL						-17.50	17.50
Check	**2476**	**08/19/2020**	**Modica Bros**		**6680 · Checking Tex...**		**-1,349.94**
					44900 · Vehicle Maint....	-1,349.94	1,349.94
TOTAL						-1,349.94	1,349.94
Check	**2477**	**08/19/2020**	**Benckenstein & Oxfo...**		**6680 · Checking Tex...**		**-537.46**
					2200 · Legal Fees	-537.46	537.46

Galveston County Emergency Services No. 2
Check Detail
August 19 through September 30, 2020

Type	Num	Date	Name	Item	Account	Paid Amount	Original Amount
TOTAL						-537.46	537.46
Check	**2478**	**08/19/2020**	**Joshua C. Heinz**		**6680 · Checking Tex...**		**-500.00**
					2200 · Legal Fees	-500.00	500.00
TOTAL						-500.00	500.00
Check	**2479**	**08/19/2020**	**Kleen Supply Compa...**		**6680 · Checking Tex...**		**-214.55**
					42340 · Cleaning Sup...	-214.55	214.55
TOTAL						-214.55	214.55
Check	**2480**	**08/19/2020**	**Bound Tree**		**6680 · Checking Tex...**		**-3,289.22**
					42330 · Medical Suppl...	-3,289.22	3,289.22
TOTAL						-3,289.22	3,289.22
Check	**2481**	**09/02/2020**	**Texas Department of...**		**6680 · Checking Tex...**		**-360.00**
					42720 · License & Per...	-360.00	360.00
TOTAL						-360.00	360.00
Check	**2482**	**09/16/2020**	**Joshua C. Heinz**		**6680 · Checking Tex...**		**-1,000.00**
					2200 · Legal Fees	-1,000.00	1,000.00
TOTAL						-1,000.00	1,000.00
Check	**2483**	**09/16/2020**	**Visa**		**6680 · Checking Tex...**		**-372.49**
					42310 · Office Supplies	-54.89	54.89
					42720 · License & Per...	-10.25	10.25
					42820 · Telephone & ...	-191.18	191.18
					44200 · Fuel	-84.06	84.06
					42740 · Good of the D...	-32.11	32.11
TOTAL						-372.49	372.49
Check	**2484**	**09/16/2020**	**Visa**		**6680 · Checking Tex...**		**-913.16**
					42110 · Support & Sof...	-56.23	56.23
					42310 · Office Supplies	-369.18	369.18
					2110 · Website Suppo...	-315.00	315.00
					42320 · Office Equipm...	-87.98	87.98
					42740 · Good of the D...	-70.97	70.97
					2700 · Dues and Subs...	-13.80	13.80
TOTAL						-913.16	913.16
Check	**2485**	**09/16/2020**	**Crystal Beach VFD**		**6680 · Checking Tex...**		**-9,980.32**
					3010 · Crystal Beach ...	-9,980.32	9,980.32
TOTAL						-9,980.32	9,980.32
Check	**2486**	**09/16/2020**	**Port Bolivar VFD**		**6680 · Checking Tex...**		**-2,780.70**
					3030 · Port Bolivar VFD	-2,780.70	2,780.70
TOTAL						-2,780.70	2,780.70
Check	**2487**	**09/16/2020**	**High Island VFD**		**6680 · Checking Tex...**		**-1,807.15**
					3020 · High Island VFD	-1,807.15	1,807.15
TOTAL						-1,807.15	1,807.15

Galveston County Emergency Services No. 2
Check Detail
August 19 through September 30, 2020

Type	Num	Date	Name	Item	Account	Paid Amount	Original Amount
Check	**2488**	**09/16/2020**	**David Sticker**		**6680 · Checking Tex...**		**-593.75**
					2010 · Accountant Fees	-593.75	593.75
TOTAL						-593.75	593.75
Check	**2489**	**09/16/2020**	**Verizon**		**6680 · Checking Tex...**		**-496.03**
					42820 · Telephone & ...	-496.03	496.03
TOTAL						-496.03	496.03
Check	**2490**	**09/16/2020**	**Stericycle**		**6680 · Checking Tex...**		**-206.13**
					42330 · Medical Suppl...	-206.13	206.13
TOTAL						-206.13	206.13
Check	**2491**	**09/16/2020**	**The Standard**		**6680 · Checking Tex...**		**-211.30**
					42650 · Employee Me...	-211.30	211.30
TOTAL						-211.30	211.30
Check	**2492**	**09/16/2020**	**Print Junkies Ink**		**6680 · Checking Tex...**		**-350.00**
					44600 · Uniforms	-350.00	350.00
TOTAL						-350.00	350.00
Check	**2493**	**09/16/2020**	**Siddons-Martin**		**6680 · Checking Tex...**		**-1,451.60**
					5060 · Ambulance Pri...	-1,451.60	1,451.60
TOTAL						-1,451.60	1,451.60
Check	**2494**	**09/16/2020**	**Verizon Connect**		**6680 · Checking Tex...**		**-194.28**
					42820 · Telephone & ...	-194.28	194.28
TOTAL						-194.28	194.28
Check	**2495**	**09/16/2020**	**Christopher's Speed...**		**6680 · Checking Tex...**		**-154.00**
					44900 · Vehicle Maint....	-154.00	154.00
TOTAL						-154.00	154.00
Check	**2496**	**09/16/2020**	**Galveston County Fir...**		**6680 · Checking Tex...**		**-2,250.00**
					3010 · Crystal Beach ...	-750.00	750.00
					3020 · High Island VFD	-750.00	750.00
					3030 · Port Bolivar VFD	-750.00	750.00
TOTAL						-2,250.00	2,250.00
Check	**2497**	**09/16/2020**	**Benckenstein & Oxfo...**		**6680 · Checking Tex...**		**-2,000.00**
					2200 · Legal Fees	-2,000.00	2,000.00
TOTAL						-2,000.00	2,000.00
Check	**2498**	**09/16/2020**	**GCM, The Big Store**		**6680 · Checking Tex...**		**-151.91**
					42740 · Good of the D...	-30.76	30.76
					42330 · Medical Suppl...	-26.25	26.25
					42310 · Office Supplies	-46.97	46.97
					42310 · Office Supplies	-47.93	47.93
TOTAL						-151.91	151.91

Galveston County Emergency Services No. 2
Check Detail
August 19 through September 30, 2020

Type	Num	Date	Name	Item	Account	Paid Amount	Original Amount
Check	**2499**	**09/16/2020**	**RP Returns**		**6680 · Checking Tex...**		**-150.00**
					42330 · Medical Suppl...	-150.00	150.00
TOTAL						-150.00	150.00
Check	**2500**	**09/16/2020**	**Kent Alan Harkey M...**		**6680 · Checking Tex...**		**-1,500.00**
					42250 · Medical Direct...	-1,500.00	1,500.00
TOTAL						-1,500.00	1,500.00
Check	**2501**	**09/16/2020**	**Galveston County A...**		**6680 · Checking Tex...**		**-1,411.29**
					44200 · Fuel	-1,411.29	1,411.29
TOTAL						-1,411.29	1,411.29
Check	**2502**	**09/16/2020**	**Teleflex LLC**		**6680 · Checking Tex...**		**-234.50**
					42330 · Medical Suppl...	-234.50	234.50
TOTAL						-234.50	234.50
Check	**2503**	**09/16/2020**	**Coastal Welding**		**6680 · Checking Tex...**		**-276.19**
					44210 · Oxygen	-276.19	276.19
TOTAL						-276.19	276.19
Check	**2504**	**09/16/2020**	**Straton Inc.-Napa - T...**		**6680 · Checking Tex...**		**-34.97**
					44900 · Vehicle Maint....	-34.97	34.97
TOTAL						-34.97	34.97
Check	**2505**	**09/16/2020**	**Frazer**		**6680 · Checking Tex...**		**-348.14**
					44900 · Vehicle Maint....	-348.14	348.14
TOTAL						-348.14	348.14
Check	**2506**	**09/16/2020**	**Bound Tree**		**6680 · Checking Tex...**		**-2,350.78**
					42330 · Medical Suppl...	-2,350.78	2,350.78
TOTAL						-2,350.78	2,350.78
Check	**2507**	**09/14/2020**	**Texas Department of...**		**6680 · Checking Tex...**		**-32.00**
					3040 · EMS	-32.00	32.00
TOTAL						-32.00	32.00
Check	**2508**	**09/16/2020**	**Bound Tree**		**6680 · Checking Tex...**		**-456.16**
					42330 · Medical Suppl...	-456.16	456.16
TOTAL						-456.16	456.16
Check	**2509**	**09/16/2020**	**Kleen Supply Compa...**		**6680 · Checking Tex...**		**-386.66**
					42340 · Cleaning Sup...	-386.66	386.66
TOTAL						-386.66	386.66
Check	**2510**	**09/16/2020**	**Herrera's Emergency...**		**6680 · Checking Tex...**		**-2,931.00**
					44900 · Vehicle Maint....	-2,931.00	2,931.00

Galveston County Emergency Services No. 2
Check Detail
August 19 through September 30, 2020

Type	Num	Date	Name	Item	Account	Paid Amount	Original Amount
TOTAL						-2,931.00	2,931.00
Check	**2511**	**09/16/2020**	**Bound Tree**		**6680 · Checking Tex...**		**-406.27**
					42330 · Medical Suppl...	-406.27	406.27
TOTAL						-406.27	406.27
Check	**2513**	**09/16/2020**	**Coastal Welding**		**6680 · Checking Tex...**		**-79.35**
					44210 · Oxygen	-79.35	79.35
TOTAL						-79.35	79.35

Galveston County Emergency Services No. 2
Transactions by Account
As of August 31, 2020

Type	Date	Num	Name	Memo	Clr	Split	Amount	Balance
								87,963.92
6680 · Checking Texas First								
Deposit	08/03/2020				X	1000 · Propert...	753.38	88,717.30
Deposit	08/04/2020				X	1000 · Propert...	1,291.78	90,009.08
Deposit	08/04/2020			ADP Tax/AD...	X	1010 · Other R...	2,012.51	92,021.59
Check	08/04/2020			Beam-Premiu...	X	42650 · Emplo...	-1,159.12	90,862.47
Deposit	08/06/2020			ADP PAYRO...	X	1010 · Other R...	224.03	91,086.50
Deposit	08/06/2020			ADP PAYRO...	X	1010 · Other R...	224.03	91,310.53
Deposit	08/06/2020				X	1000 · Propert...	732.34	92,042.87
Check	08/06/2020			ADP Tax/AD...	X	42610 · Payroll...	-14,062.35	77,980.52
Check	08/06/2020			ADP WAGE ...	X	42630 · Salary ...	-44,266.56	33,713.96
Check	08/07/2020			ADP PAYRO...	X	42640 · Payroll...	-150.00	33,563.96
Deposit	08/10/2020			ADP PAYRO...	X	1010 · Other R...	20.83	33,584.79
Deposit	08/11/2020				X	1000 · Propert...	901.28	34,486.07
Deposit	08/11/2020				X	1000 · Propert...	1,577.60	36,063.67
Check	08/11/2020			ADP Tax/AD...	X	42610 · Payroll...	-141.91	35,921.76
Check	08/11/2020			ADP WAGE ...	X	42630 · Salary ...	-594.42	35,327.34
Deposit	08/12/2020				X	1000 · Propert...	1,532.86	36,860.20
Deposit	08/13/2020				X	1000 · Propert...	420.30	37,280.50
Check	08/13/2020			AMERICAN F...	X	42640 · Payroll...	-1,181.29	36,099.21
Deposit	08/14/2020				X	1000 · Propert...	374.30	36,473.51
Deposit	08/14/2020			CPA STATE ...	X	1002 · Sales T...	158,198.15	194,671.66
Check	08/14/2020			ADP PAYRO...	X	42640 · Payroll...	-185.79	194,485.87
Deposit	08/17/2020				X	1000 · Propert...	656.93	195,142.80
Deposit	08/18/2020				X	1000 · Propert...	201.83	195,344.63
Check	08/19/2020	2450	Joshua C. Heinz	Atty Fees July...	X	2200 · Legal F...	-500.00	194,844.63
Check	08/19/2020	2452	Galveston Central A...	4th Q - Apprai...	X	2930 · County ...	-1,957.86	192,886.77
Check	08/19/2020	2453	High Island VFD	July '20 Reim...		3020 · High Isl...	-1,402.74	191,484.03
Check	08/19/2020	2454	Port Bolivar VFD	July '20 Reim...	X	3030 · Port Bol...	-9,417.96	182,066.07
Check	08/19/2020	2455	Crystal Beach VFD	July '20 Reim...	X	3010 · Crystal ...	-2,128.42	179,937.65
Check	08/19/2020	2456	Siddons-Martin	Inv. 19405195...	X	3010 · Crystal ...	-4,289.42	175,648.23
Check	08/19/2020	2457	The Standard	Policy 167247	X	42650 · Emplo...	-211.30	175,436.93
Check	08/19/2020	2458	Stericycle	Inv. 40095032...		42330 · Medic...	-206.13	175,230.80
Check	08/19/2020	2459	Bearcom	Inv. 5056870 ...	X	44100 · Equip...	-90.00	175,140.80
Check	08/19/2020	2460	Kleen Supply Comp...	Inv. 6871	X	42340 · Cleani...	-235.39	174,905.41
Check	08/19/2020	2461	Visa	GO Visa - 9419		-SPLIT-	-1,099.10	173,806.31
Check	08/19/2020	2462	Visa	DS Visa - 0284	X	-SPLIT-	-937.67	172,868.64
Check	08/19/2020	2463	Galveston County A...	Inv. AR20090...		44200 · Fuel	-1,203.07	171,665.57
Check	08/19/2020	2464	Christopher's Speed...	Inv. 52893,53...		44900 · Vehicl...	-207.00	171,458.57
Check	08/19/2020	2465	Kent Alan Harkey M...	Inv. 1010 - Jul...		42250 · Medic...	-1,500.00	169,958.57
Check	08/19/2020	2466	GCM, The Big Store	Acct. 2007		-SPLIT-	-91.87	169,866.70
Check	08/19/2020	2467	Pat's Discount Tires	Inv. 19999 - S...	X	44900 · Vehicl...	-25.50	169,841.20
Check	08/19/2020	2468	Coastal Welding	Cust. 01586	X	44210 · Oxygen	-256.95	169,584.25
Check	08/19/2020	2469	Verizon	Acct. 942269...	X	42820 · Teleph...	-515.38	169,068.87
Check	08/19/2020	2470	RP Returns	Inv. 10777	X	42330 · Medic...	-450.00	168,618.87
Check	08/19/2020	2471	Siddons-Martin	Acct. 1218178	X	44900 · Vehicl...	-2,016.90	166,601.97
Check	08/19/2020	2472	Baptist Health Traini...	Inv. 28537	X	44500 · Training	-15.00	166,586.97
Check	08/19/2020	2473	NAEMT	Inv.01200775...	X	44500 · Training	-120.00	166,466.97
Check	08/19/2020	2474	Frazer	Inv. 76166	X	44900 · Vehicl...	-196.99	166,269.98
Check	08/19/2020	2475	Winnie Dodge	Inv. 25714		44900 · Vehicl...	-17.50	166,252.48
Check	08/19/2020	2476	Modica Bros	Inv. 8-164328	X	44900 · Vehicl...	-1,349.94	164,902.54
Check	08/19/2020	2477	Benckenstein & Oxf...	Inv. 49829 JH		2200 · Legal F...	-537.46	164,365.08
Check	08/19/2020	2478	Joshua C. Heinz	Atty Fees July...	X	2200 · Legal F...	-500.00	163,865.08
Check	08/19/2020	2479	Kleen Supply Comp...	Inv. 6887	X	42340 · Cleani...	-214.55	163,650.53
Check	08/19/2020	2480	Bound Tree	Acct. 222792	X	42330 · Medic...	-3,289.22	160,361.31
Deposit	08/19/2020				X	1000 · Propert...	211.64	160,572.95
Check	08/19/2020			AFLAC/INSU...	X	42650 · Emplo...	-1,275.84	159,297.11
Deposit	08/20/2020				X	1000 · Propert...	622.01	159,919.12
Check	08/20/2020			ADP Tax/AD...	X	42610 · Payroll...	-15,029.46	144,889.66
Check	08/20/2020			ADP WAGE ...	X	42630 · Salary ...	-44,063.06	100,826.60
Deposit	08/20/2020				X	1010 · Other R...	3,889.62	104,716.22
Deposit	08/21/2020				X	1000 · Propert...	119.21	104,835.43
Check	08/21/2020			ADP PAYRO...	X	42640 · Payroll...	-126.53	104,708.90
Deposit	08/24/2020				X	1000 · Propert...	386.82	105,095.72
Check	08/24/2020			AMERICAN F...	X	42640 · Payroll...	-295.61	104,800.11
Deposit	08/26/2020				X	1000 · Propert...	57.18	104,857.29
Deposit	08/26/2020				X	1000 · Propert...	582.92	105,440.21
Check	08/28/2020			ADP PAYRO...	X	42640 · Payroll...	-183.21	105,257.00
Check	08/31/2020			HEALTH CA...	X	42650 · Emplo...	-14,897.23	90,359.77
Total 6680 · Checking Texas First							2,395.85	90,359.77
TOTAL							2,395.85	90,359.77

Galveston County Emergency Services No. 2
Reconciliation Detail
6680 · Checking Texas First, Period Ending 08/31/2020

Type	Date	Num	Name	Clr	Amount	Balance
Beginning Balance						89,843.93
Cleared Transactions						
Checks and Payments - 39 items						
Check	07/15/2020	2424	SouthEast Texas Re...	X	-125.00	-125.00
Check	07/15/2020	2445	Benckenstein & Oxf...	X	-102.58	-227.58
Check	07/27/2020	2449	Texas Department o...	X	-32.00	-259.58
Check	08/04/2020			X	-1,159.12	-1,418.70
Check	08/06/2020			X	-44,266.56	-45,685.26
Check	08/06/2020			X	-14,062.35	-59,747.61
Check	08/07/2020			X	-150.00	-59,897.61
Check	08/11/2020			X	-594.42	-60,492.03
Check	08/11/2020			X	-141.91	-60,633.94
Check	08/13/2020			X	-1,181.29	-61,815.23
Check	08/14/2020			X	-185.79	-62,001.02
Check	08/19/2020	2454	Port Bolivar VFD	X	-9,417.96	-71,418.98
Check	08/19/2020	2456	Siddons-Martin	X	-4,289.42	-75,708.40
Check	08/19/2020	2480	Bound Tree	X	-3,289.22	-78,997.62
Check	08/19/2020	2455	Crystal Beach VFD	X	-2,128.42	-81,126.04
Check	08/19/2020	2471	Siddons-Martin	X	-2,016.90	-83,142.94
Check	08/19/2020	2452	Galveston Central A...	X	-1,957.86	-85,100.80
Check	08/19/2020	2476	Modica Bros	X	-1,349.94	-86,450.74
Check	08/19/2020			X	-1,275.84	-87,726.58
Check	08/19/2020	2462	Visa	X	-937.67	-88,664.25
Check	08/19/2020	2469	Verizon	X	-515.38	-89,179.63
Check	08/19/2020	2450	Joshua C. Heinz	X	-500.00	-89,679.63
Check	08/19/2020	2478	Joshua C. Heinz	X	-500.00	-90,179.63
Check	08/19/2020	2470	RP Returns	X	-450.00	-90,629.63
Check	08/19/2020	2468	Coastal Welding	X	-256.95	-90,886.58
Check	08/19/2020	2460	Kleen Supply Comp...	X	-235.39	-91,121.97
Check	08/19/2020	2479	Kleen Supply Comp...	X	-214.55	-91,336.52
Check	08/19/2020	2457	The Standard	X	-211.30	-91,547.82
Check	08/19/2020	2474	Frazer	X	-196.99	-91,744.81
Check	08/19/2020	2473	NAEMT	X	-120.00	-91,864.81
Check	08/19/2020	2459	Bearcom	X	-90.00	-91,954.81
Check	08/19/2020	2467	Pat's Discount Tires	X	-25.50	-91,980.31
Check	08/19/2020	2472	Baptist Health Traini...	X	-15.00	-91,995.31
Check	08/20/2020			X	-44,063.06	-136,058.37
Check	08/20/2020			X	-15,029.46	-151,087.83
Check	08/21/2020			X	-126.53	-151,214.36
Check	08/24/2020			X	-295.61	-151,509.97
Check	08/28/2020			X	-183.21	-151,693.18
Check	08/31/2020			X	-14,897.23	-166,590.41
Total Checks and Payments					-166,590.41	-166,590.41
Deposits and Credits - 22 items						
Deposit	08/03/2020			X	753.38	753.38
Deposit	08/04/2020			X	1,291.78	2,045.16
Deposit	08/04/2020			X	2,012.51	4,057.67
Deposit	08/06/2020			X	224.03	4,281.70
Deposit	08/06/2020			X	224.03	4,505.73
Deposit	08/06/2020			X	732.34	5,238.07
Deposit	08/10/2020			X	20.83	5,258.90
Deposit	08/11/2020			X	901.28	6,160.18
Deposit	08/11/2020			X	1,577.60	7,737.78
Deposit	08/12/2020			X	1,532.86	9,270.64
Deposit	08/13/2020			X	420.30	9,690.94
Deposit	08/14/2020			X	374.30	10,065.24
Deposit	08/14/2020			X	158,198.15	168,263.39
Deposit	08/17/2020			X	656.93	168,920.32
Deposit	08/18/2020			X	201.83	169,122.15
Deposit	08/19/2020			X	211.64	169,333.79
Deposit	08/20/2020			X	622.01	169,955.80
Deposit	08/20/2020			X	3,889.62	173,845.42
Deposit	08/21/2020			X	119.21	173,964.63
Deposit	08/24/2020			X	386.82	174,351.45
Deposit	08/26/2020			X	57.18	174,408.63
Deposit	08/26/2020			X	582.92	174,991.55

Galveston County Emergency Services No. 2
Reconciliation Detail
6680 · Checking Texas First, Period Ending 08/31/2020

Type	Date	Num	Name	Clr	Amount	Balance
Total Deposits and Credits					174,991.55	174,991.55
Total Cleared Transactions					8,401.14	8,401.14
Cleared Balance					8,401.14	98,245.07
Uncleared Transactions						
Checks and Payments - 11 items						
Liability Check	07/17/2018		QuickBooks Payroll ...		-525.20	-525.20
Check	10/07/2019	2146	Visa		-1,095.23	-1,620.43
Check	08/19/2020	2465	Kent Alan Harkey M...		-1,500.00	-3,120.43
Check	08/19/2020	2453	High Island VFD		-1,402.74	-4,523.17
Check	08/19/2020	2463	Galveston County A...		-1,203.07	-5,726.24
Check	08/19/2020	2461	Visa		-1,099.10	-6,825.34
Check	08/19/2020	2477	Benckenstein & Oxf...		-537.46	-7,362.80
Check	08/19/2020	2464	Christopher's Speed...		-207.00	-7,569.80
Check	08/19/2020	2458	Stericycle		-206.13	-7,775.93
Check	08/19/2020	2466	GCM, The Big Store		-91.87	-7,867.80
Check	08/19/2020	2475	Winnie Dodge		-17.50	-7,885.30
Total Checks and Payments					-7,885.30	-7,885.30
Total Uncleared Transactions					-7,885.30	-7,885.30
Register Balance as of 08/31/2020					515.84	90,359.77
New Transactions						
Checks and Payments - 15 items						
Check	09/02/2020	2481	Texas Department o...		-360.00	-360.00
Check	09/16/2020	2485	Crystal Beach VFD		-9,980.32	-10,340.32
Check	09/16/2020	2486	Port Bolivar VFD		-2,780.70	-13,121.02
Check	09/16/2020	2487	High Island VFD		-1,807.15	-14,928.17
Check	09/16/2020	2493	Siddons-Martin		-1,451.60	-16,379.77
Check	09/16/2020	2482	Joshua C. Heinz		-1,000.00	-17,379.77
Check	09/16/2020	2484	Visa		-913.16	-18,292.93
Check	09/16/2020	2488	David Sticker		-593.75	-18,886.68
Check	09/16/2020	2489	Verizon		-496.03	-19,382.71
Check	09/16/2020	2483	Visa		-372.49	-19,755.20
Check	09/16/2020	2492	Print Junkies Ink		-350.00	-20,105.20
Check	09/16/2020	2491	The Standard		-211.30	-20,316.50
Check	09/16/2020	2490	Stericycle		-206.13	-20,522.63
Check	09/16/2020	2494	Verizon Connect		-194.28	-20,716.91
Check	09/16/2020	2495	Christopher's Speed...		-154.00	-20,870.91
Total Checks and Payments					-20,870.91	-20,870.91
Total New Transactions					-20,870.91	-20,870.91
Ending Balance					**-20,355.07**	**69,488.86**

Galveston County Emergency Services No. 2
Reconciliation Summary
6680 · Checking Texas First, Period Ending 08/31/2020

	Aug 31, 20	
Beginning Balance		89,843.93
Cleared Transactions		
Checks and Payments - 39 items	-166,590.41	
Deposits and Credits - 22 items	174,991.55	
Total Cleared Transactions	8,401.14	
Cleared Balance		98,245.07
Uncleared Transactions		
Checks and Payments - 11 items	-7,885.30	
Total Uncleared Transactions	-7,885.30	
Register Balance as of 08/31/2020		90,359.77
New Transactions		
Checks and Payments - 15 items	-20,870.91	
Total New Transactions	-20,870.91	
Ending Balance		69,488.86

Galveston County Emergency Services No. 2
Trial Balance
As of August 31, 2020

	Aug 31, 20	
	Debit	Credit
6682 - TexStar Capital	104,312.84	
6682 - TexStar Emergency	1,020,392.35	
6682 - TexStar Savings Account	208,348.77	
6680 · Checking Texas First	90,359.77	
6681 · Savings - Texas First Bank	2,484.44	
6683 · Texas First - Billing Rev. Acc.	169,137.54	
1100 · Grant Receivable	0.00	
1110 · Property Taxes Receivable	34,113.00	
1111 · Deferred Portion of Taxes Rec.		34,113.00
1120 · Sales Tax Receivable	181,640.36	
1125 · Other Asets	0.00	
12100 · Inventory Asset	260.00	
1150 · Depreciable Assets	642,836.10	
5031 · Zodiac	14,360.00	
20000 · Accounts Payable	0.00	
Loan Payable - Texas Advantage	0.00	
1700 · Accrued Expenses		225,473.94
2111 · Direct Deposit Liabilities	0.00	
24000 · Payroll Liabilities		2,249.98
Net Investment -Capital Assets		155,335.00
30000 · Opening Balance Equity		1,137,481.93
32000 · Retained Earnings		928,625.48
1000 · Property Tax Collections		1,088,148.78
1002 · Sales Tax Revenue		1,083,506.36
1004 · Emergency Service Billing		240,558.63
1010 · Other Revenue		122,829.28
1020 · Interest Income - Bank		10,367.66
2000 · Auditing	8,500.00	
2010 · Accountant Fees	8,030.75	
2110 · Website Support/ Other Software	802.30	
2200 · Legal Fees	23,813.07	
2210 · Professional Fees Other	59.00	
2300 · Office Expenses	146.97	
2320 · Office Equipment	377.39	
2420 · Insurance-Liability	400.00	
2510 · Mileage reimbursement/tolls	12,000.00	
2610 · Payroll Taxes	9,426.97	
2630 · Salary	157,778.21	
2700 · Dues and Subscriptions	1,540.68	
2710 · Conferences	2,727.51	
2820 · Telephone & Comm	1,200.00	
2920 · Tax Collection Expenses	4,651.30	
2930 · County Appraisal Fees (CAD)	8,051.88	
3010 · Crystal Beach VFD	51,323.52	
3020 · High Island VFD	59,333.12	
3030 · Port Bolivar VFD	48,815.80	
3040 · EMS	32.00	
3040 · EMS:42110 · Support & Software	6,859.07	
3040 · EMS:42250 · Medical Director Fees	16,000.00	
3040 · EMS:42310 · Office Supplies	6,344.58	
3040 · EMS:42320 · Office Equipment	5,864.10	
3040 · EMS:42330 · Medical Supplies	54,685.52	
3040 · EMS:42340 · Cleaning Supplies	3,256.31	
3040 · EMS:42430 · Insurance - Auto/Boat	32,263.39	
3040 · EMS:42440 · Insurance Workers Comp	26,263.91	
3040 · EMS:42500 · Travel	1,073.62	
3040 · EMS:42510 · Mileage reimbursement/Tolls	48.00	
3040 · EMS:42610 · Payroll Tax Expenses	85,714.88	
3040 · EMS:42630 · Salary & Hourly Employees	1,238,940.72	
3040 · EMS:42640 · Payroll Services	11,701.73	
3040 · EMS:42650 · Employee Medical/Benefits	196,312.31	
3040 · EMS:42720 · License & Permits	1,209.50	
3040 · EMS:42730 · Public Relations	69.82	
3040 · EMS:42740 · Good of the Department	720.18	

Galveston County Emergency Services No. 2
Trial Balance
As of August 31, 2020

	Aug 31, 20	
	Debit	Credit
3040 · EMS:42820 · Telephone & Communication	8,248.11	
3040 · EMS:44000 · Firefighting/EMS Equipment	3,725.06	
3040 · EMS:44050 · Equipment Maintenance	12,243.78	
3040 · EMS:44100 · Equipment Repair	1,890.44	
3040 · EMS:44200 · Fuel	13,013.20	
3040 · EMS:44210 · Oxygen	2,255.45	
3040 · EMS:44300 · Radio Usage	2,250.00	
3040 · EMS:44500 · Training	3,358.31	
3040 · EMS:44600 · Medical Exams	278.00	
3040 · EMS:44610 · Background Checks	339.00	
3040 · EMS:44800 · Uniforms	14,609.46	
3040 · EMS:44900 · Vehicle Maint. & Repair	28,016.17	
5010 · Rescue/Medical	135,000.00	
5030 · Rescue Boat	14,447.50	
5060 · Ambulance Principal	234,432.28	
TOTAL	**5,028,690.04**	**5,028,690.04**